Recorded in Public Records 5/18/2023 4:16 PM OR Book 8980 Page 176, Instrument #2023040259, Pam Childers Clerk of the Circuit Court Escambia County, FL Recording $205.50

Prepared By:
Stephen R. Moorhead
Moorhead Law Group
127 Palafox Place, Suite 200
Pensacola, FL 32502

FIRST AMENDMENT TO THE DECLARATION OF CONDOMINIUM FOR ADMIRALS ROW NORTH, A CONDOMINIUM

STATE OF FLORIDA
COUNTY OF ESCAMBIA

ADMIRALS ROW, LLC, a Florida limited liability company ("**Developer**"), by and through its undersigned officer, certifies that,

RECITALS:

WHEREAS, the Declaration of Condominium for Admirals Row North, a Condominium, was recorded on April 12, 2023, in Official Records Book 8959, Page 433 of the public records of Escambia County, Florida (the "**Declaration**"); and

WHEREAS, in accordance with Section 18.4 of the Declaration, the Declaration and its Exhibits may be amended by the Developer without the joinder of any party;

WHEREAS, in accordance with Section 18.4 of the Declaration, the Developer desires to amend the Declaration to include and incorporate new **Exhibit D** and new **Exhibit E** to the Declaration; and

WHEREAS, all provisions of the Declaration not amended hereby shall remain in full force and effect.

NOW THEREFORE, for valuable consideration, the receipt and sufficiency of which are hereby acknowledged, the Declaration is amended to include and incorporate new **Exhibit D** and new **Exhibit E** to the Declaration, as follows:

(*Remainder of page intentionally left blank – new* **Exhibit D** and new **Exhibit E** *to follow*)

BK: 8980 PG: 177

EXHIBIT D

Plot Plan

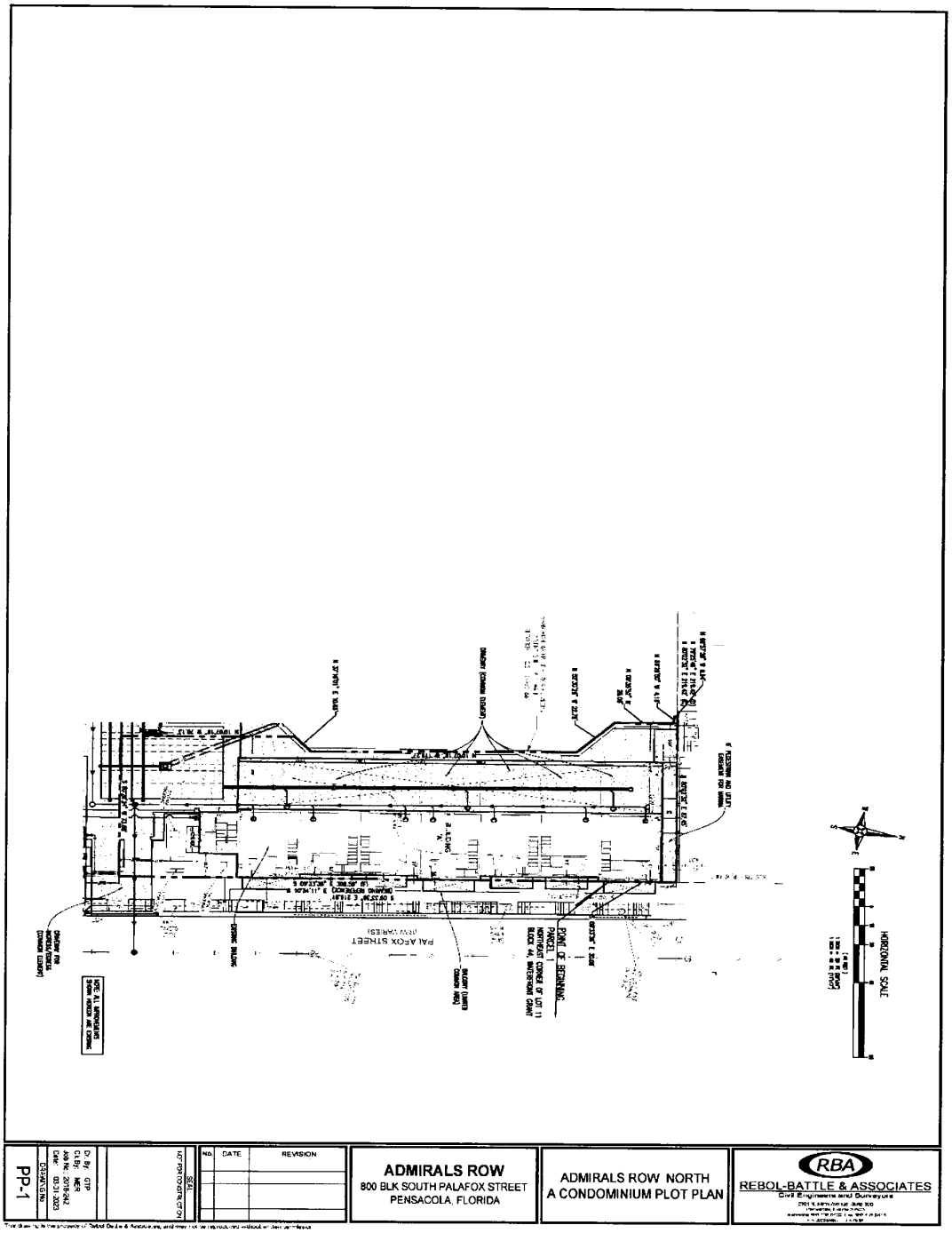

BK: 8980 PG: 178

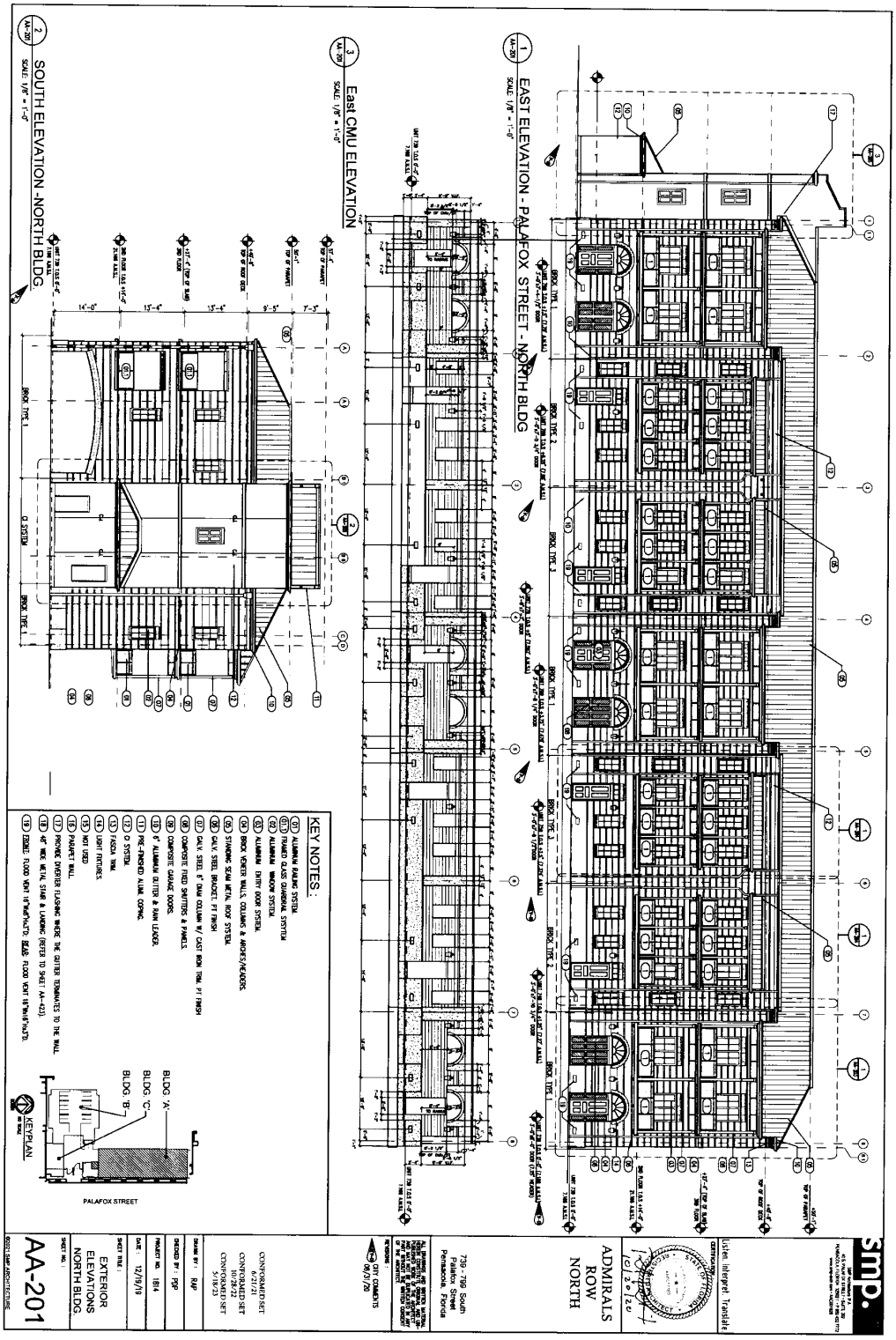

BK: 8980 PG: 179

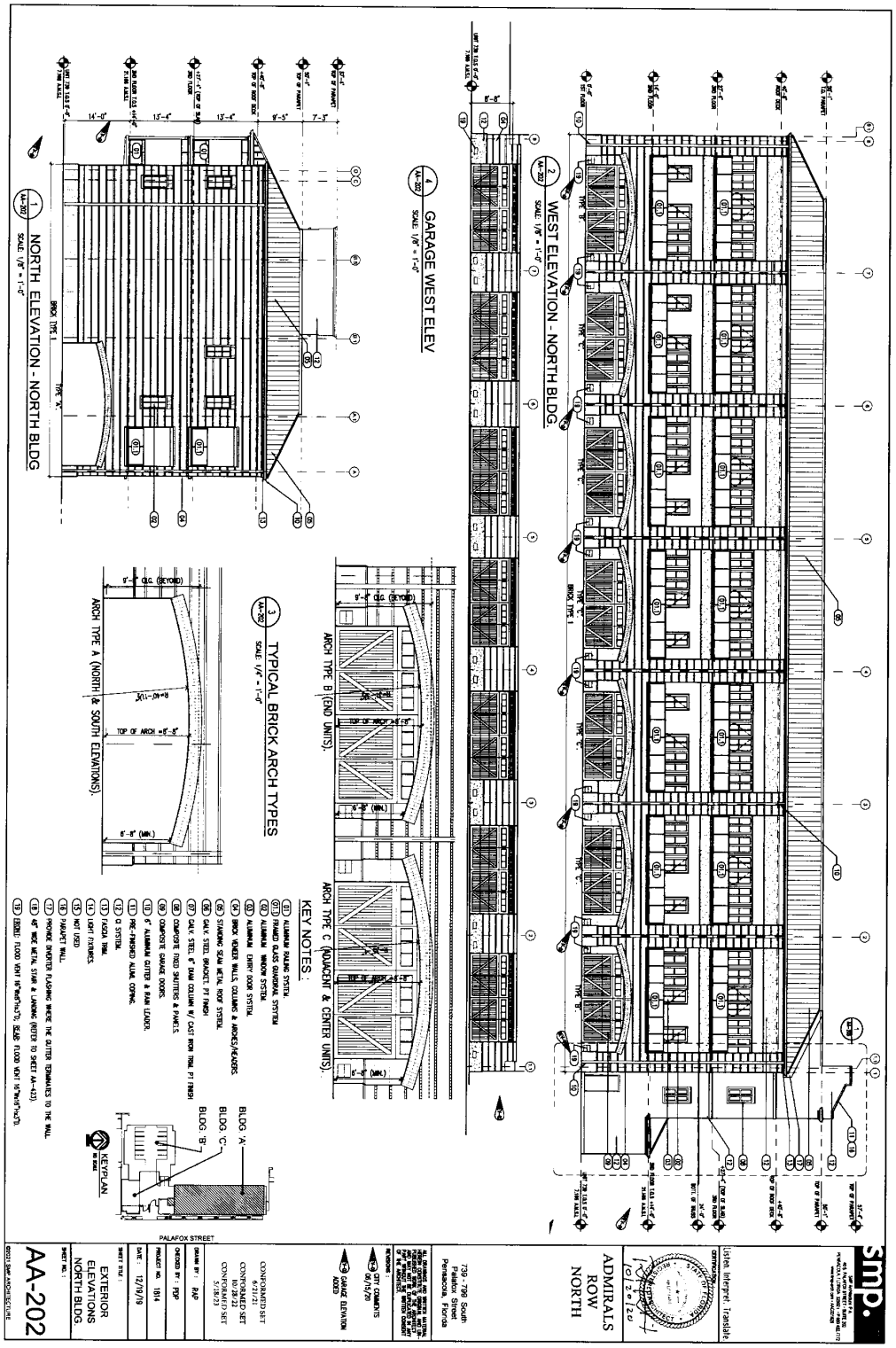

BK: 8980 PG: 180

EXHIBIT E

Graphic Description of the Units

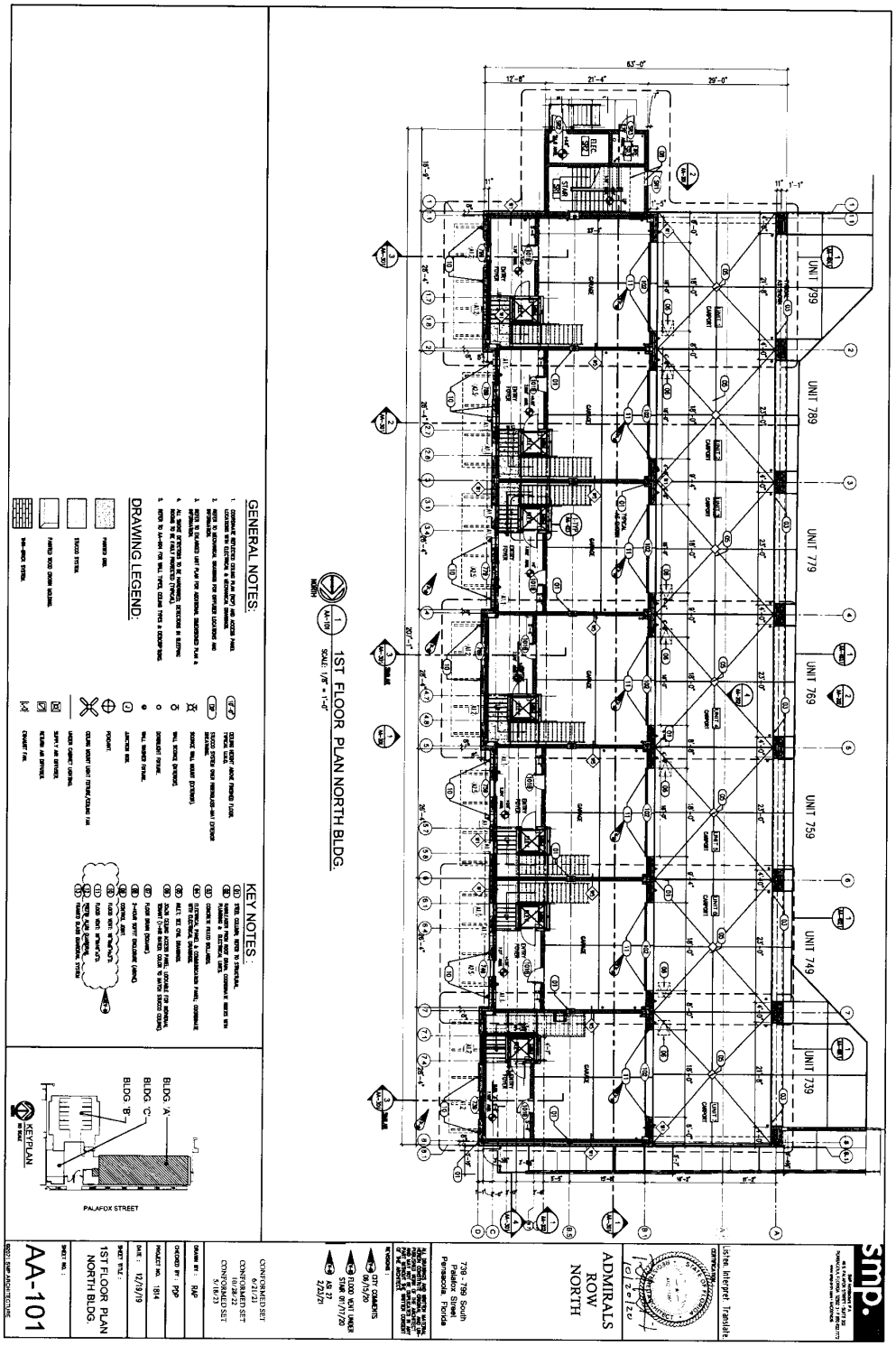

BK: 8980 PG: 181

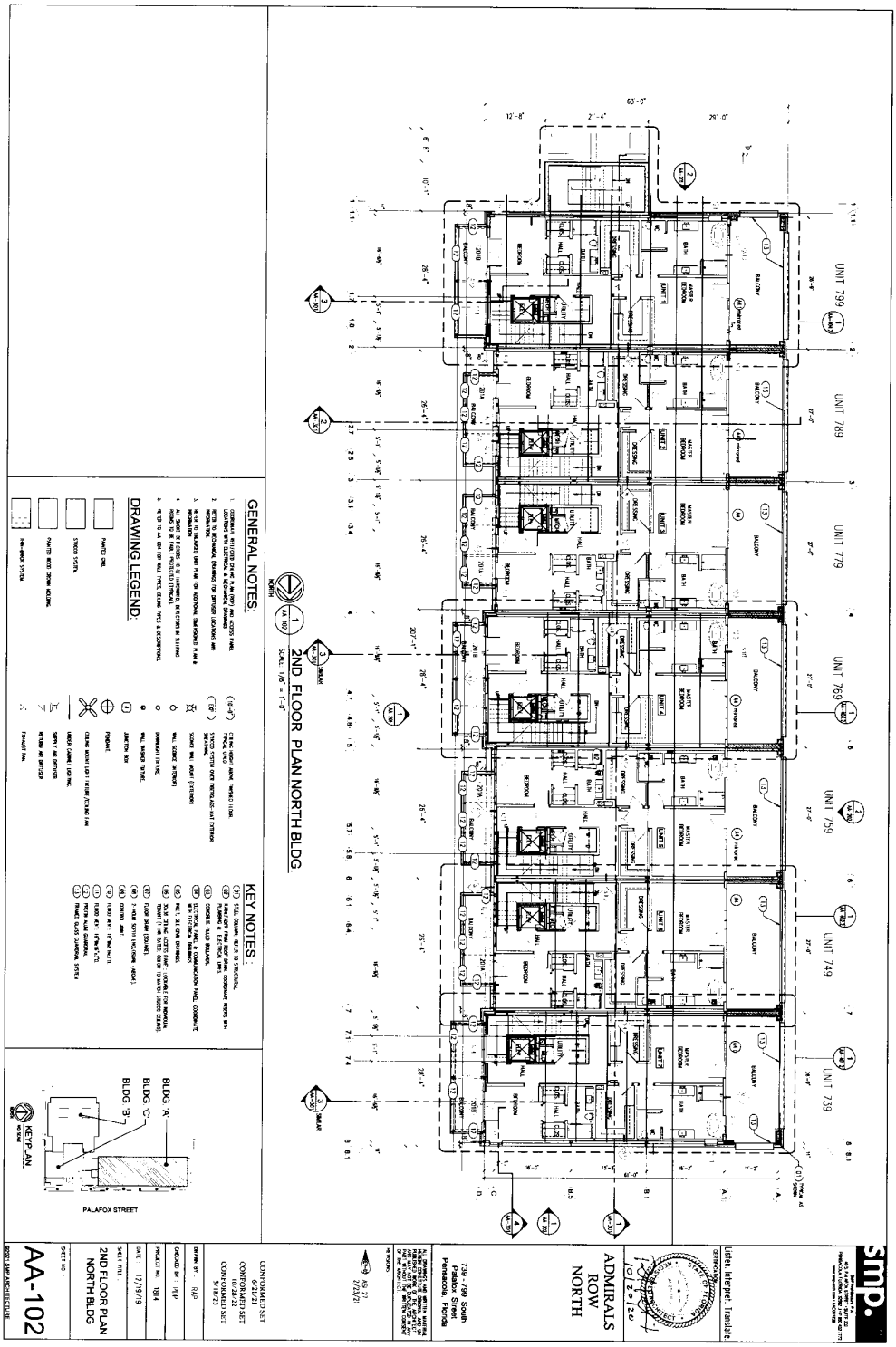

BK: 8980 PG: 182

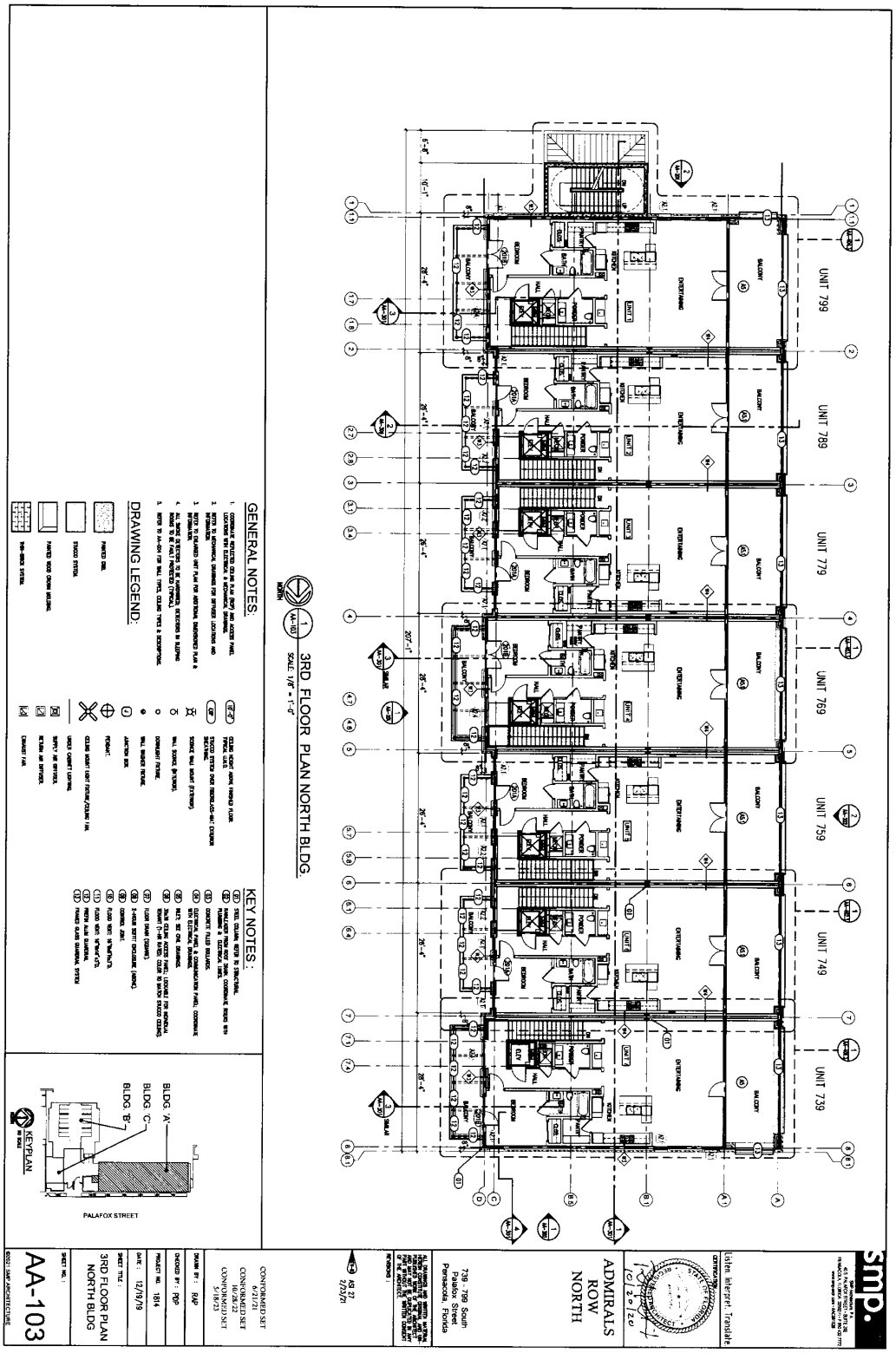

BK: 8980 PG: 183

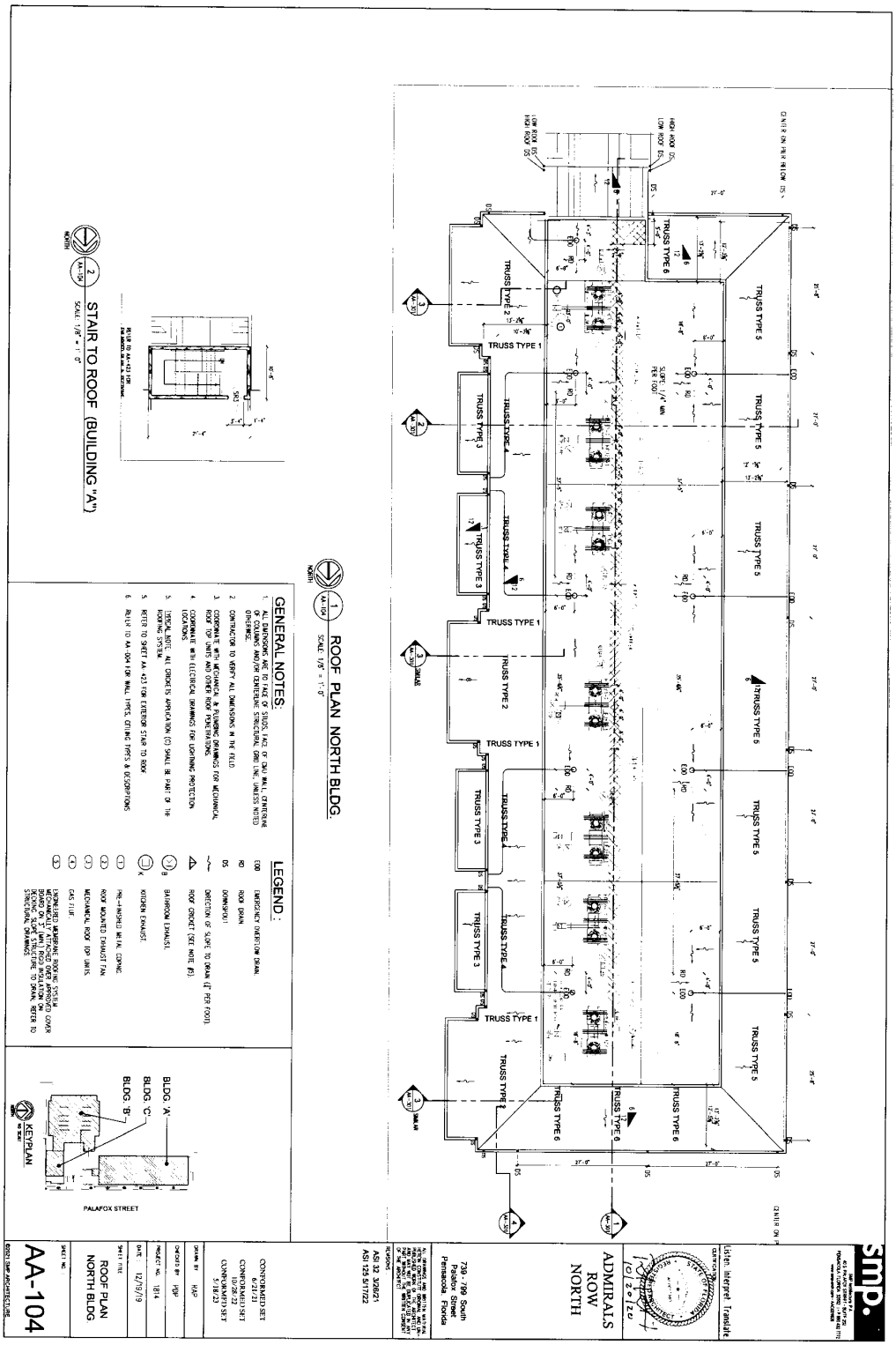

BK: 8980 PG: 184

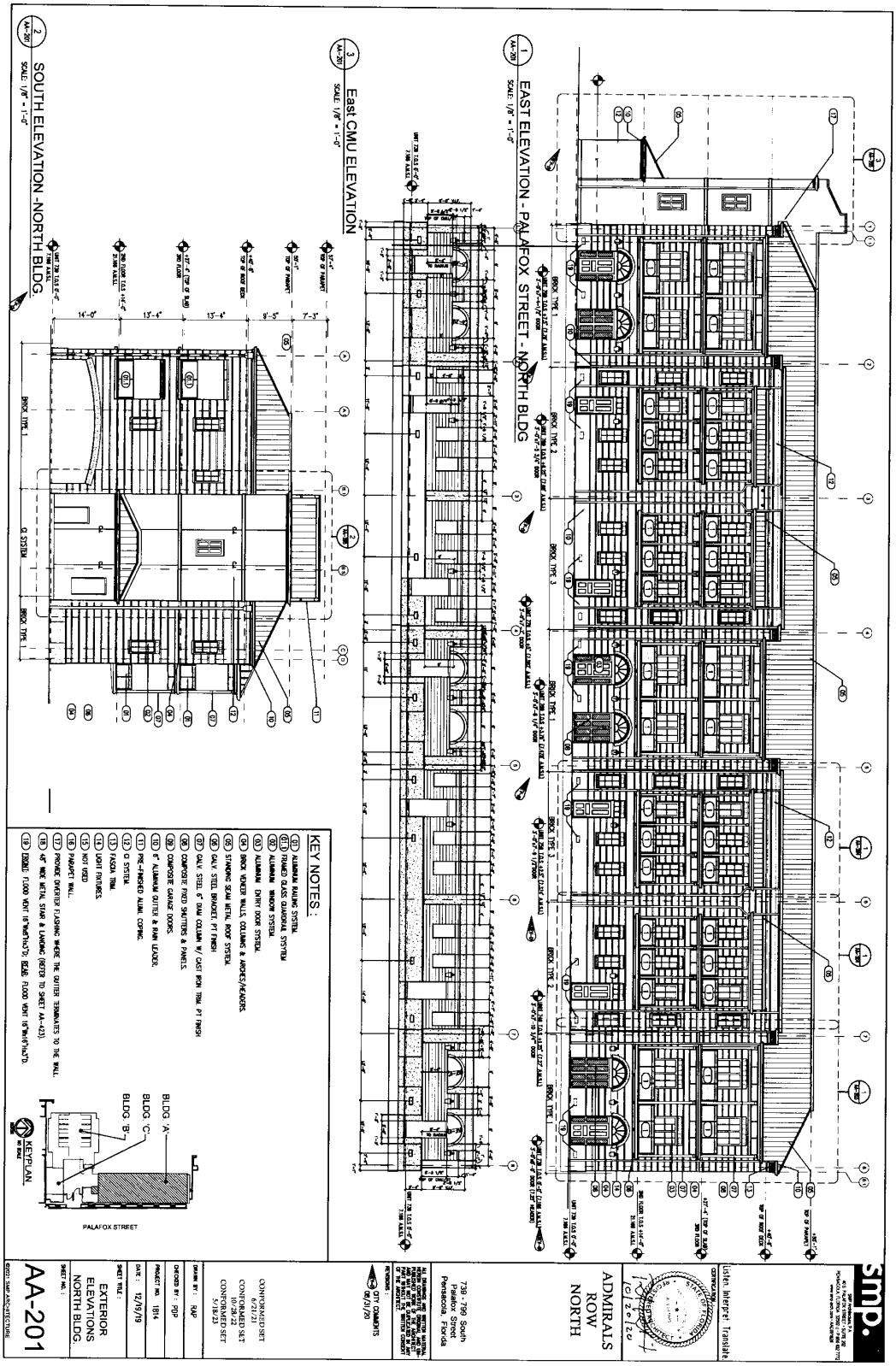

BK: 8980 PG: 185

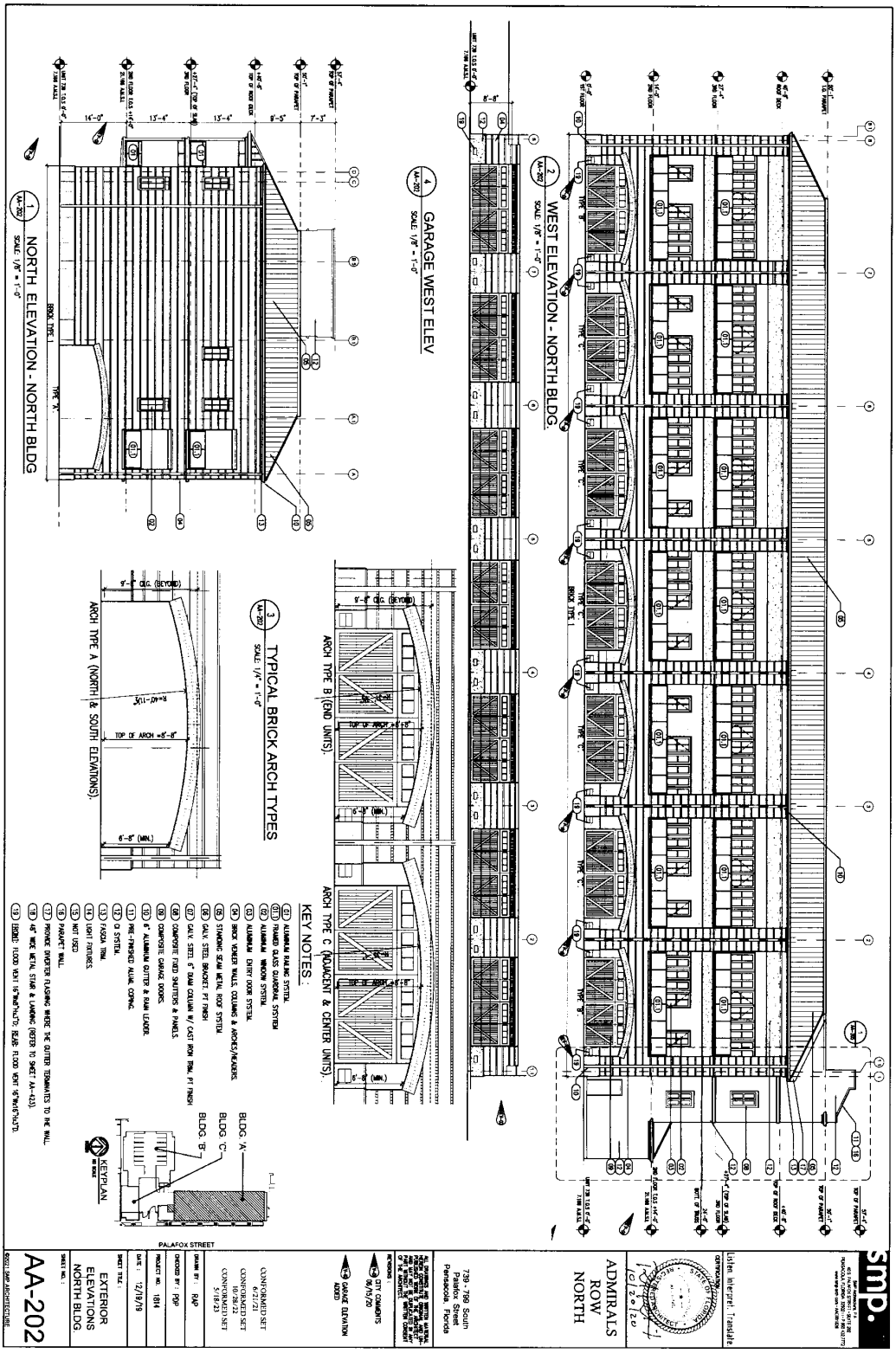

BK: 8980 PG: 186

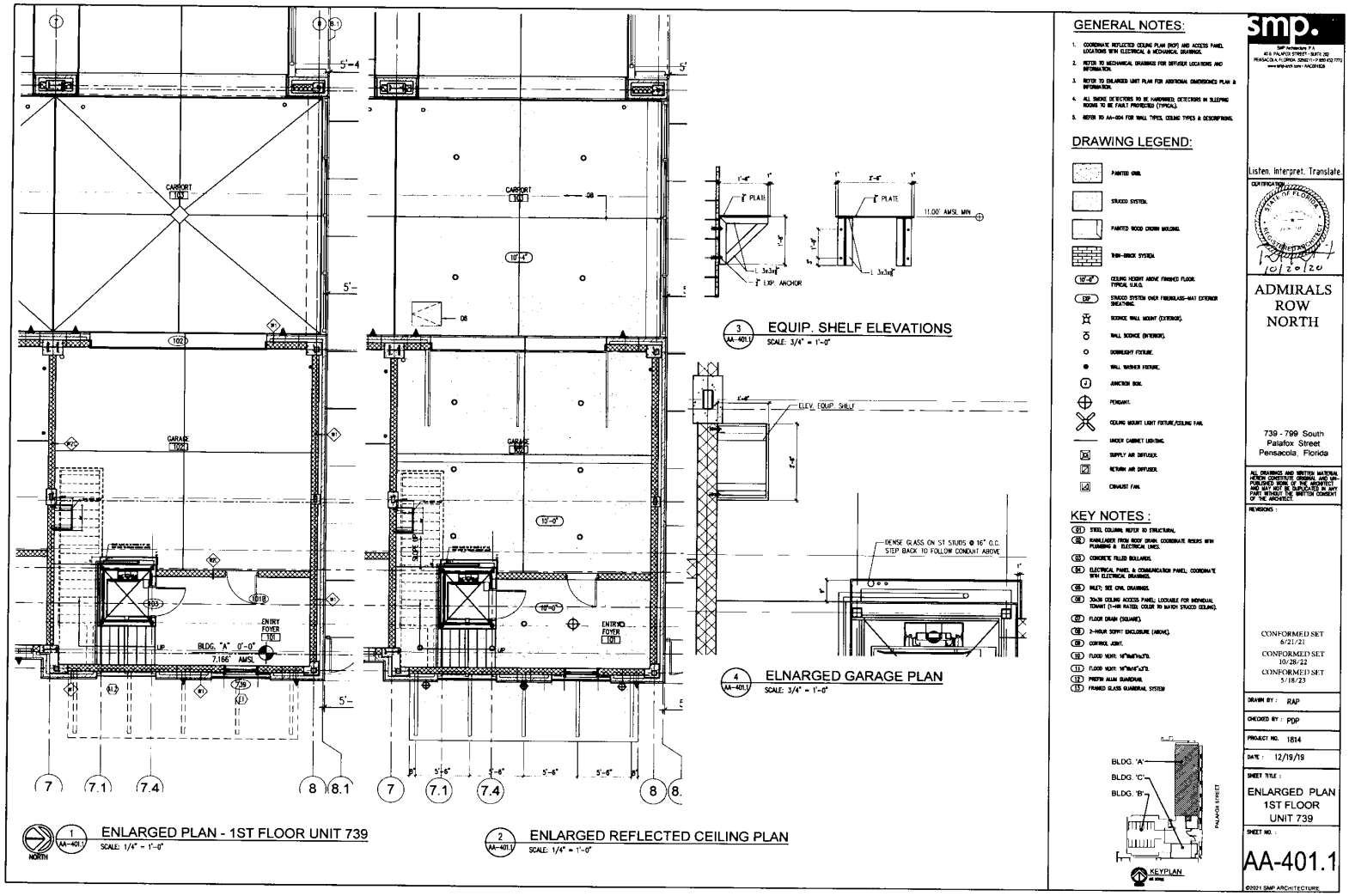

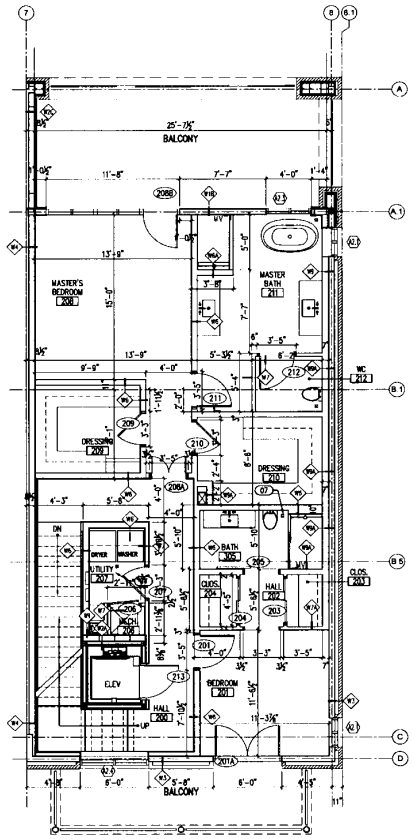

1 AA-401.2 ENLARGED PLAN - 2ND FLOOR (END UNIT)
SCALE: 1/4" = 1'-0"

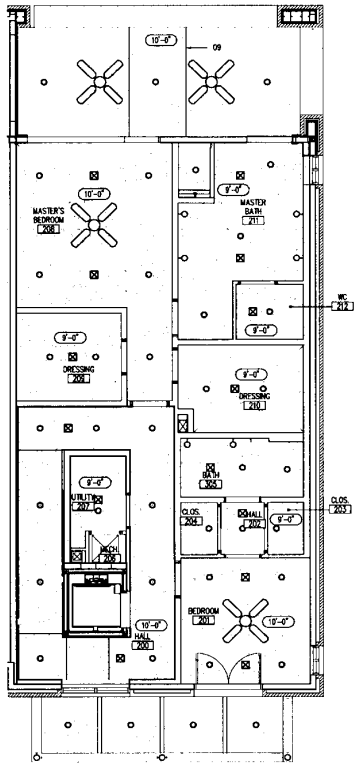

2 AA-401.2 ENLARGED REFLECTED CEILING PLAN
SCALE: 1/4" = 1'-0"

GENERAL NOTES:

1. COORDINATE REFLECTED CEILING PLAN (RCP) AND ACCESS PANEL LOCATIONS WITH ELECTRICAL & MECHANICAL DRAWINGS.
2. REFER TO MECHANICAL DRAWINGS FOR DIFFUSER LOCATIONS AND INFORMATION.
3. REFER TO ENLARGED UNIT PLAN FOR ADDITIONAL DIMENSIONED PLAN & INFORMATION.
4. ALL SMOKE DETECTORS TO BE HARDWIRED; DETECTORS IN SLEEPING ROOMS TO BE FAULT PROTECTED (TYPICAL).
5. REFER TO AA-001 FOR WALL TYPES, CEILING TYPES & DESCRIPTIONS.

DRAWING LEGEND:

- PAINTED GWB.
- STUCCO SYSTEM.
- PAINTED WOOD CROWN MOLDING.
- THIN-BRICK SYSTEM.
- 10'-0" CEILING HEIGHT ABOVE FINISHED FLOOR. TYPICAL U.O.O.
- EXP STUCCO SYSTEM OVER FIBERGLASS-MAT EXTERIOR SHEATHING.
- SCONCE WALL MOUNT (EXTERIOR).
- WALL SCONCE (INTERIOR).
- DOWNLIGHT FIXTURE.
- WALL WASHER FIXTURE.
- JUNCTION BOX.
- PENDANT.
- CEILING MOUNT LIGHT FIXTURE/CEILING FAN.
- UNDER CABINET LIGHTING.
- SUPPLY AIR DIFFUSER.
- RETURN AIR DIFFUSER.
- EXHAUST FAN.

KEY NOTES :

01. STEEL COLUMN; REFER TO STRUCTURAL.
02. HANGLADER FROM ROOF DRAIN; COORDINATE WITH PLUMBING & ELECTRICAL LINES.
03. CONCRETE FILLED BOLLARDS.
04. ELECTRICAL PANEL & COMMUNICATION PANEL; COORDINATE WITH ELECTRICAL DRAWINGS.
05. INLET; SEE CIVIL DRAWINGS.
06. 20x30 CEILING ACCESS PANEL; LOCKABLE FOR INDIVIDUAL TENANT (1-HR RATED; COLOR TO MATCH STUCCO CEILING).
07. FLOOR DRAIN (SQUARE).
08. 2-HOUR SOFFIT ENCLOSURE (ABOVE).
09. CONTROL JOINT.
10. FLOOD VENT: 16"Wx6"Hx3"D.
11. FLOOD VENT: 16"Wx16"Hx3"D.
12. PREFIN ALUM GUARDRAIL.
13. FRAMED GLASS GUARDRAIL SYSTEM

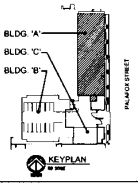

KEYPLAN
NO SCALE

smp.
SMP Architects P.A.
1625 Fairfield Drive • Suite 200
Pensacola, Florida 32501 • P 850.432.7772
www.smp-arch.com • AAC001626

Listen. Interpret. Translate.

CERTIFICATION
STATE OF FLORIDA
10/20/20

ADMIRALS ROW NORTH

739 - 799 South Palafox Street
Pensacola, Florida

ALL DRAWINGS AND WRITTEN MATERIAL HEREIN CONSTITUTE ORIGINAL AND UNPUBLISHED WORK OF THE ARCHITECT AND MAY NOT BE USED OR DISCLOSED TO ANY PARTY WITHOUT THE WRITTEN CONSENT OF THE ARCHITECT.

REVISIONS :

CONFORMED SET 6/21/21
CONFORMED SET 10/28/22
CONFORMED SET 5/18/23

DRAWN BY : RAP
CHECKED BY : PDP
PROJECT NO. 1814
DATE : 12/19/19
SHEET TITLE : ENLARGED PLAN 2ND FLOOR UNIT 739
SHEET NO. : AA-401.2

©2021 SMP ARCHITECTURE

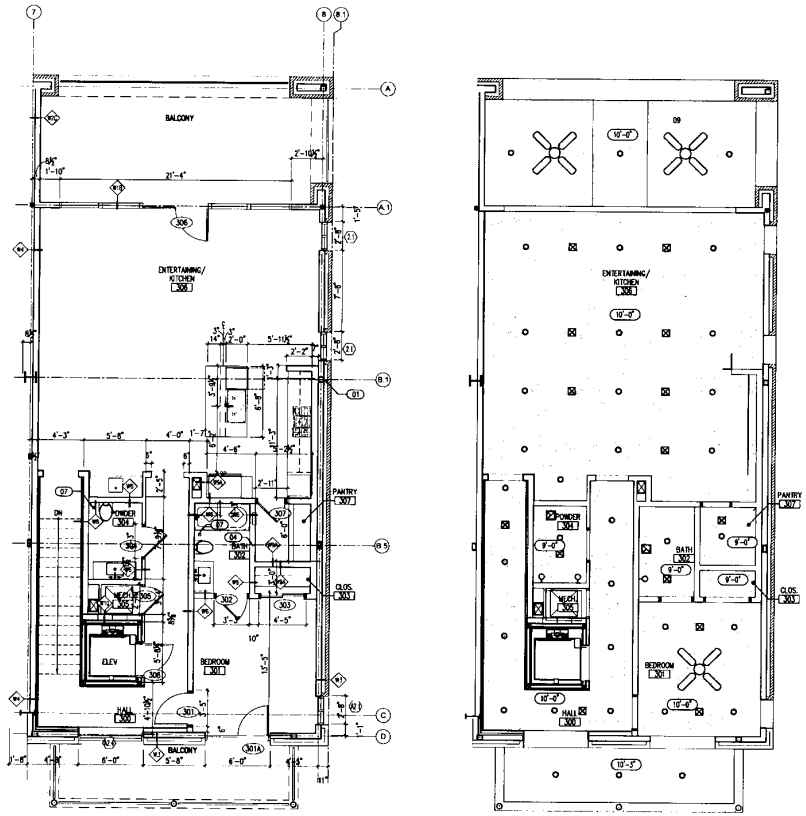

1 AA-401.3 ENLARGED PLAN - 3RD FLOOR (END UNIT)
SCALE: 1/4" = 1'-0"

2 AA-401.3 ENLARGED REFLECTED CEILING PLAN
SCALE: 1/4" = 1'-0"

GENERAL NOTES:

1. COORDINATE REFLECTED CEILING PLAN (RCP) AND ACCESS PANEL LOCATIONS WITH ELECTRICAL & MECHANICAL DRAWINGS.
2. REFER TO MECHANICAL DRAWINGS FOR DIFFUSER LOCATIONS AND INFORMATION.
3. REFER TO ENLARGED UNIT PLAN FOR ADDITIONAL DIMENSIONED PLAN & INFORMATION.
4. ALL SMOKE DETECTORS TO BE HARDWIRED; DETECTORS IN SLEEPING ROOMS TO BE FAULT PROTECTED (TYPICAL).
5. REFER TO AA-604 FOR WALL TYPES, CEILING TYPES & DESCRIPTIONS.

DRAWING LEGEND:

- PAINTED GWB.
- STUCCO SYSTEM.
- PAINTED WOOD CROWN MOLDING.
- THIN-BRICK SYSTEM.
- 10'-0" CEILING HEIGHT ABOVE FINISHED FLOOR. TYPICAL U.N.O.
- DP STUCCO SYSTEM OVER FIBERGLASS-MAT EXTERIOR SHEATHING.
- SCONCE WALL MOUNT (EXTERIOR).
- WALL SCONCE (INTERIOR).
- DOWNLIGHT FIXTURE.
- WALL WASHER FIXTURE.
- J JUNCTION BOX.
- PENDANT.
- CEILING MOUNT LIGHT FIXTURE/CEILING FAN.
- UNDER CABINET LIGHTING.
- SR SUPPLY AIR DIFFUSER.
- RG RETURN AIR DIFFUSER.
- EF EXHAUST FAN.

KEY NOTES :

- 01 STEEL COLUMN; REFER TO STRUCTURAL.
- 02 RAINLEADER FROM ROOF DRAIN. COORDINATE WHERE WITH PLUMBING & ELECTRICAL LINES.
- 03 CONCRETE FILLED BOLLARDS.
- 04 ELECTRICAL PANEL & COMMUNICATION PANEL; COORDINATE WITH ELECTRICAL DRAWINGS.
- 05 MULTI; SEE CIVIL DRAWINGS.
- 06 20x30 CEILING ACCESS PANEL LOCKABLE FOR INDIVIDUAL TENANT (1-HR RATED; COLOR TO MATCH STUCCO CEILING).
- 07 FLOOR DRAIN (SQUARE).
- 08 2-HOUR SOFFIT ENCLOSURE (ABOVE).
- 09 CONTROL JOINT.
- 10 FLOOD VENT: 16"Wx8"Hx7"D.
- 11 FLOOD VENT: 16"Wx8"Hx11"D.
- 12 PREFIN ALUM GUARDRAIL.
- 13 FRENCH GLASS GUARDRAIL SYSTEM

smp.

SMP ARCHITECTURE P.A.
415 PALAFOX STREET, SUITE 202
PENSACOLA, FLORIDA 32502 | P 850.432.7772
www.smparch.com | AAC001628

Listen. Interpret. Translate.

CERTIFICATION

STATE OF FLORIDA

10/20/20

ADMIRALS ROW NORTH

739 - 799 South Palafox Street
Pensacola, Florida

ALL DRAWINGS AND WRITTEN MATERIAL HEREIN CONSTITUTE ORIGINAL AND UNPUBLISHED WORK OF THE ARCHITECT AND MAY NOT BE DUPLICATED IN ANY FORM WITHOUT THE WRITTEN CONSENT OF THE ARCHITECT.

REVISIONS :

CONFORMED SET 6/21/21
CONFORMED SET 10/28/22
CONFORMED SET 5/18/23

DRAWN BY : RAP
CHECKED BY : PDP
PROJECT NO. 1814
DATE : 12/19/19
SHEET TITLE :
ENLARGED PLAN 3RD FLOOR (END UNIT)
SHEET NO. :
AA-401.3

©2021 SMP ARCHITECTURE

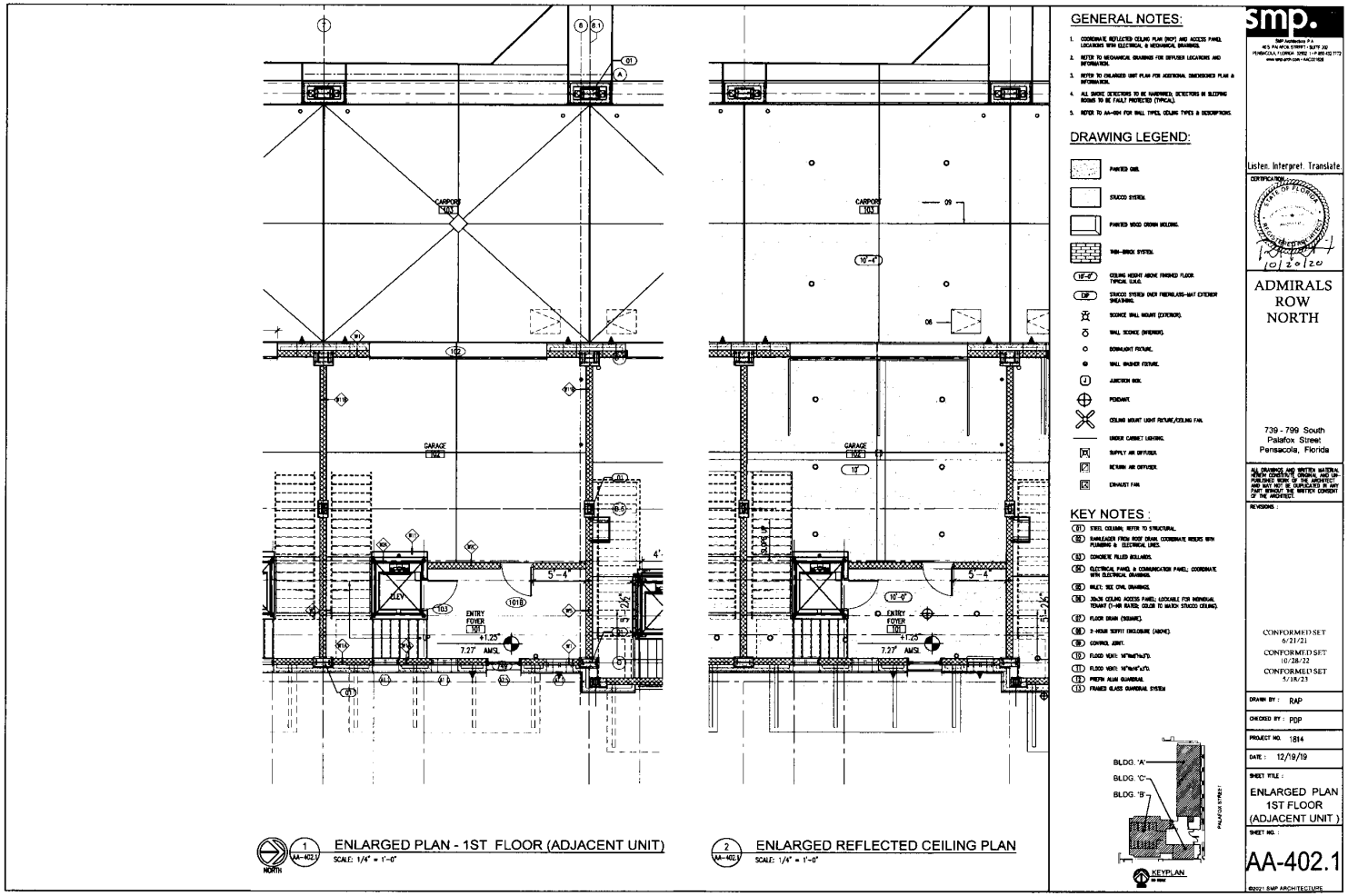
GENERAL NOTES:
1. COORDINATE REFLECTED CEILING PLAN (RCP) AND ACCESS PANEL LOCATIONS WITH ELECTRICAL & MECHANICAL DRAWINGS.
2. REFER TO MECHANICAL DRAWINGS FOR DIFFUSER LOCATIONS AND INFORMATION.
3. REFER TO ENLARGED UNIT PLAN FOR ADDITIONAL DIMENSIONED PLAN & INFORMATION.
4. ALL SMOKE DETECTORS TO BE HARDWIRED, DETECTORS IN SLEEPING ROOMS TO BE FAULT PROTECTED (TYPICAL).
5. REFER TO AA-604 FOR WALL TYPES, CEILING TYPES & DESCRIPTIONS.
DRAWING LEGEND:
PAINTED OWL
STUCCO SYSTEM.
PAINTED WOOD CROWN MOLDING.
THIN-BRICK SYSTEM.
10'-0" CEILING HEIGHT ABOVE FINISHED FLOOR. TYPICAL U.N.O.
EIFS STUCCO SYSTEM OVER FIBERGLASS-MAT EXTERIOR SHEATHING.
SCONCE WALL MOUNT (EXTERIOR).
WALL SCONCE (REFERENCE).
DOWNLIGHT FIXTURE.
WALL SWEEPER FIXTURE.
JUNCTION BOX.
PENDANT.
CEILING MOUNT LIGHT FIXTURE/CEILING FAN.
UNDER CABINET LIGHTING.
SUPPLY AIR DIFFUSER.
RETURN AIR DIFFUSER.
EXHAUST FAN.
KEY NOTES :
01 STEEL COLUMN. REFER TO STRUCTURAL.
02 RAINLEADER FROM ROOF DRAIN. COORDINATE REDIRS WITH PLUMBING & ELECTRICAL LINES.
03 CONCRETE FILLED BOLLARDS.
04 ELECTRICAL PANEL & COMMUNICATION PANEL; COORDINATE WITH ELECTRICAL DRAWINGS.
05 INLET; SEE CIVIL DRAWINGS.
06 30x36 CEILING ACCESS PANEL; LOCKABLE FOR INDIVIDUAL TENANT (1-HR RATED. COLOR TO MATCH STUCCO CEILING).
07 FLOOR DRAIN (SQUARE).
08 2-HOUR SERVIT ENCLOSURE (ABOVE).
09 CONTROL JOINT.
10 FLOOD VENT: 16"Wx6"Hx12"D.
11 FLOOD VENT: 16"Wx16"x12"D.
12 PREFIN ALUM GUARDRAIL
13 FRAMED GLASS GUARDRAIL SYSTEM
CARPORT 103
GARAGE 102
ALCOVE
ENTRY FOYER 101
+1.25"
7.27" AWSL
5'-4"
10'-0"
10'
SLOPE UP
BLDG. 'A'
BLDG. 'C'
BLDG. 'B'
PALAFOX STREET
KEYPLAN
NORTH
1 AA-402.1 ENLARGED PLAN - 1ST FLOOR (ADJACENT UNIT)
SCALE: 1/4" = 1'-0"
2 AA-402.1 ENLARGED REFLECTED CEILING PLAN
SCALE: 1/4" = 1'-0"
smp.
SMP Architects P.A.
40 S. PALAFOX STREET - SUITE 200
PENSACOLA, FLORIDA 32502 | t:+850.432.7172
www.smp-arch.com - AA0001508
Listen. Interpret. Translate.
CERTIFICATE OF AUTHORITY
STATE OF FLORIDA
10/20/20
ADMIRALS ROW NORTH
739 - 799 South Palafox Street
Pensacola, Florida
ALL DRAWINGS AND WRITTEN MATERIAL HEREIN CONSTITUTE ORIGINAL AND UNPUBLISHED WORK OF THE ARCHITECT AND MAY NOT BE DUPLICATED IN ANY PART WITHOUT THE WRITTEN CONSENT OF THE ARCHITECT.
REVISIONS :
CONFORMED SET 6/21/21
CONFORMED SET 10/28/22
CONFORMED SET 5/18/23
DRAWN BY : RAP
CHECKED BY : PDP
PROJECT NO. 1814
DATE : 12/19/19
SHEET TITLE :
ENLARGED PLAN 1ST FLOOR (ADJACENT UNIT)
SHEET NO. :
AA-402.1
©2021 SMP ARCHITECTURE

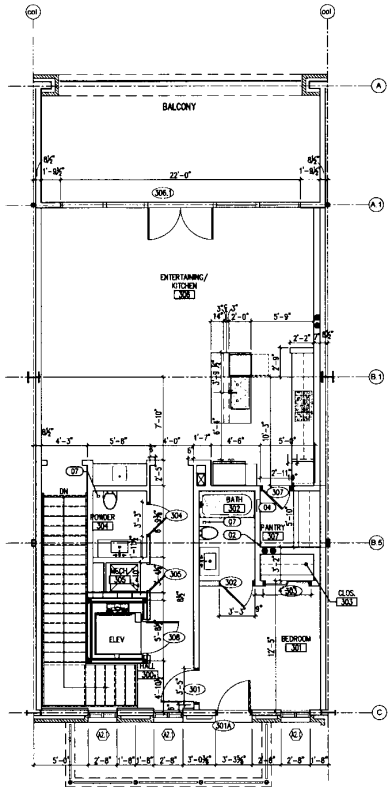

1 AA-402.3 ENLARGED PLAN - 3RD FLOOR (ADJACENT UNIT)
SCALE: 1/4" = 1'-0"

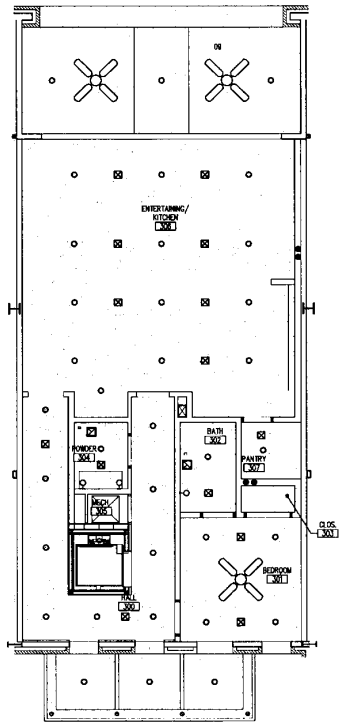

2 AA-402.3 ENLARGED REFLECTED CEILING PLAN
SCALE: 1/4" = 1'-0"

GENERAL NOTES:

1. COORDINATE REFLECTED CEILING PLAN (RCP) AND ACCESS PANEL LOCATIONS WITH ELECTRICAL & MECHANICAL DRAWINGS.
2. REFER TO MECHANICAL DRAWINGS FOR DIFFUSER LOCATIONS AND INFORMATION.
3. REFER TO ENLARGED UNIT PLAN FOR ADDITIONAL DIMENSIONED PLAN & INFORMATION.
4. ALL SMOKE DETECTORS TO BE HARDWIRED, DETECTORS IN SLEEPING ROOMS TO BE FAULT PROTECTED (TYPICAL).
5. REFER TO AA-604 FOR WALL TYPES, CEILING TYPES & DESCRIPTIONS.

DRAWING LEGEND:

- PAINTED CMU.
- STUCCO SYSTEM.
- PAINTED WOOD CROWN MOLDING.
- THIN-BRICK SYSTEM.
- 10'-0" CEILING HEIGHT ABOVE FINISHED FLOOR. TYPICAL U.N.O.
- DP STUCCO SYSTEM OVER FIBERGLASS-MAT EXTERIOR SHEATHING.
- SCONCE WALL MOUNT (EXTERIOR).
- WALL SCONCE (INTERIOR).
- DOWNLIGHT FIXTURE.
- WALL WASHER FIXTURE.
- J JUNCTION BOX.
- PENDANT.
- CEILING MOUNT LIGHT FIXTURE/CEILING FAN.
- UNDER CABINET LIGHTING.
- SUPPLY AIR DIFFUSER.
- RETURN AIR DIFFUSER.
- EXHAUST FAN.

KEY NOTES :

- 01 STEEL COLUMN; REFER TO STRUCTURAL.
- 02 RAINLEADER FROM ROOF DRAIN; COORDINATE WORKS WITH PLUMBING & ELECTRICAL LINES.
- 03 CONCRETE FILLED BOLLARDS.
- 04 ELECTRICAL PANEL & COMMUNICATION PANEL; COORDINATE WITH ELECTRICAL DRAWINGS.
- 05 INLET; SEE CIVIL DRAWINGS.
- 06 30x30 CEILING ACCESS PANEL; LOCKABLE FOR REMOVAL TOOLS (1-48 BASE; COLOR TO MATCH STUCCO CEILING).
- 07 FLOOR DRAIN (SQUARE).
- 08 2-HOUR SEPTIC ENCLOSURE (ABOVE).
- 09 CONTROL JOINT.
- 10 FLOOD LIGHT: 10"Wx8"Hx7"D.
- 11 FLOOD LIGHT: 10"Wx14"Hx7"D.
- 12 PINTCH ALUM GUARDRAIL.
- 13 FRAMED GLASS GUARDRAIL SYSTEM

smp.
SMP ARCHITECTS P.A.
415 N. PALAFOX STREET - SUITE 202
PENSACOLA FLORIDA 32502 | t-7 850 432 7773
www.smp-arch.com / AAC001428

Listen. Interpret. Translate.

CERTIFICATION
STATE OF FLORIDA
10/20/20

ADMIRALS ROW NORTH

739 - 799 South Palafox Street
Pensacola, Florida

ALL DRAWINGS AND WRITTEN MATERIAL HEREIN CONSTITUTE ORIGINAL AND UNPUBLISHED WORK OF THE ARCHITECT AND MAY NOT BE DUPLICATED IN ANY WAY WITHOUT THE WRITTEN CONSENT OF THE ARCHITECT.

REVISIONS :

CONFORMED SET 6/21/21
CONFORMED SET 10/28/22
CONFORMED SET 5/18/23

DRAWN BY : RAP
CHECKED BY : PDP
PROJECT NO. 1814
DATE : 12/19/19
SHEET TITLE :
ENLARGED PLAN 3RD FLOOR (ADJACENT UNIT)
SHEET NO. :
AA-402.3

©2021 SMP ARCHITECTURE

BK: 8980 PG: 191

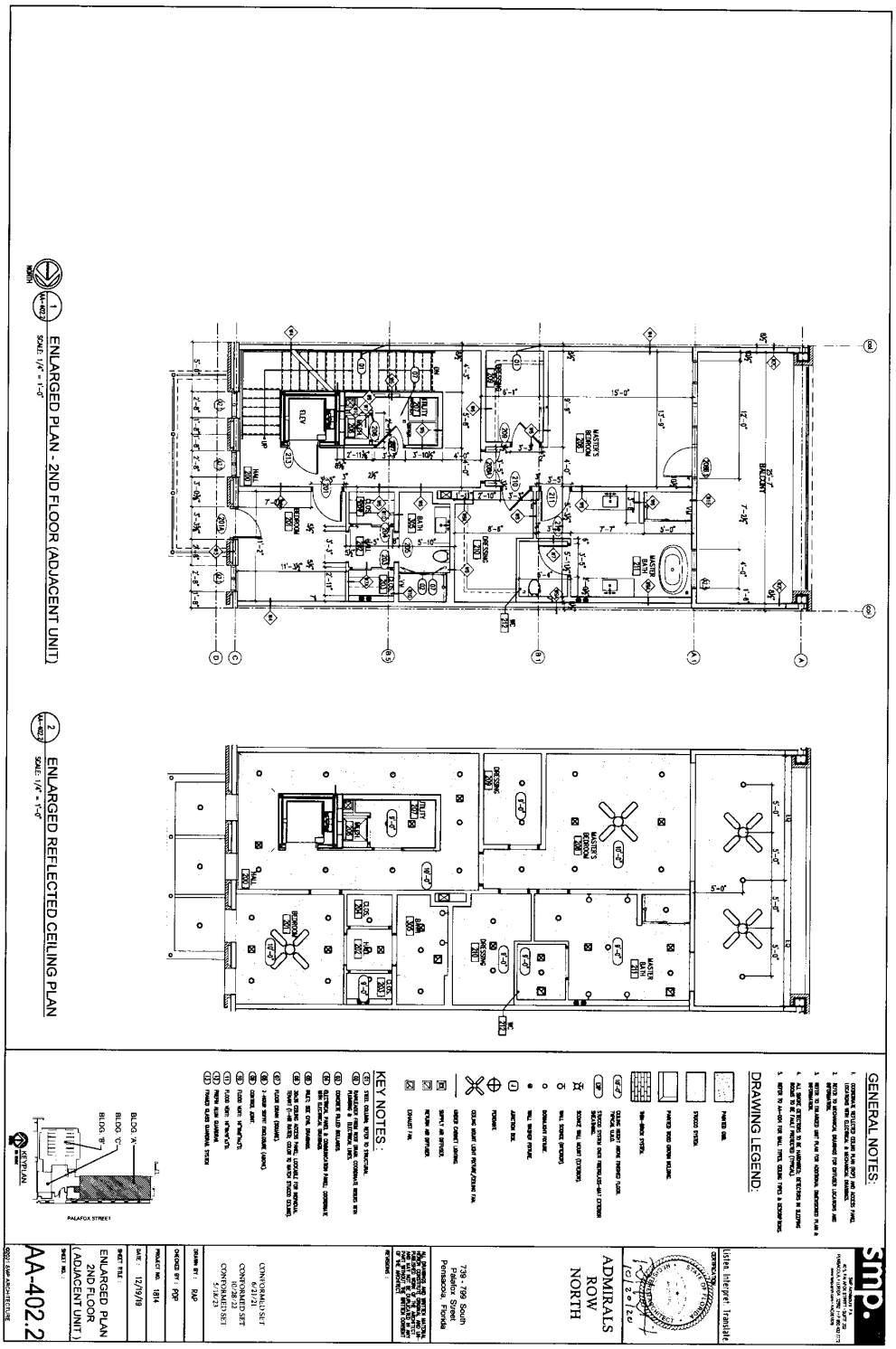

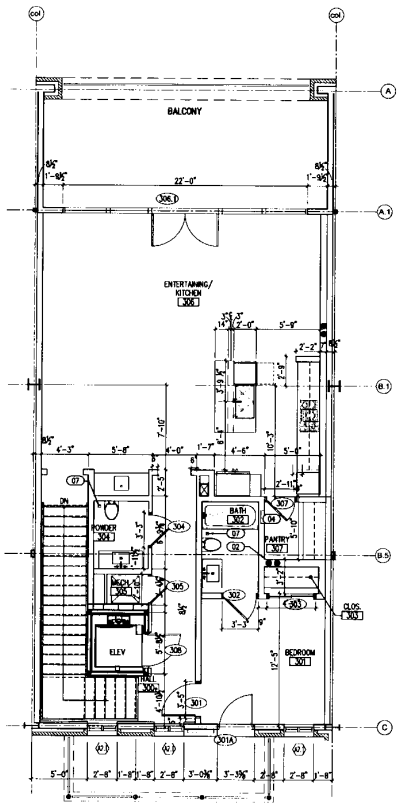

1 AA-402.3 ENLARGED PLAN - 3RD FLOOR (ADJACENT UNIT)
SCALE: 1/4" = 1'-0"

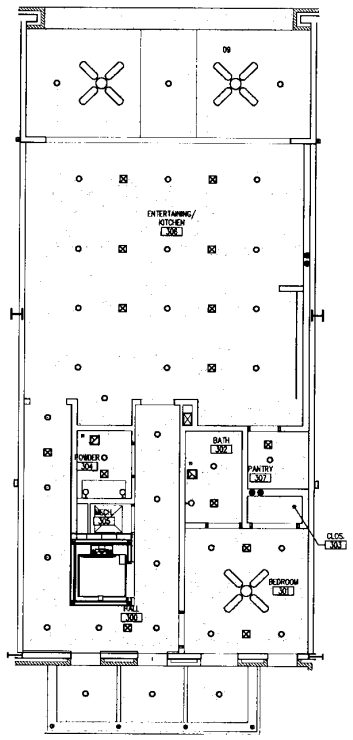

2 AA-402.3 ENLARGED REFLECTED CEILING PLAN
SCALE: 1/4" = 1'-0"

GENERAL NOTES:

1. COORDINATE REFLECTED CEILING PLAN (RCP) AND ACCESS PANEL LOCATIONS WITH ELECTRICAL & MECHANICAL DRAWINGS.
2. REFER TO MECHANICAL DRAWINGS FOR DIFFUSER LOCATIONS AND INFORMATION.
3. REFER TO ENLARGED UNIT PLAN FOR ADDITIONAL DIMENSIONED PLAN & INFORMATION.
4. ALL SMOKE DETECTORS TO BE HARDWIRED; DETECTORS IN SLEEPING ROOMS TO BE FAULT PROTECTED (TYPICAL).
5. REFER TO AA-004 FOR WALL TYPES, CEILING TYPES & DESCRIPTIONS.

DRAWING LEGEND:

- PAINTED GWB.
- STUCCO SYSTEM.
- PAINTED WOOD CROWN MOLDING.
- NON-BRICK SYSTEM.
- 10'-0" CEILING HEIGHT ABOVE FINISHED FLOOR. TYPICAL U.O.S.
- EIF STUCCO SYSTEM OVER FIBERGLASS-MAT EXTERIOR SHEATHING.
- SCONCE WALL MOUNT (EXTERIOR).
- WALL SCONCE (INTERIOR).
- DOWNLIGHT FIXTURE.
- WALL WASHER FIXTURE.
- J JUNCTION BOX.
- PENDANT.
- CEILING MOUNT LIGHT FIXTURE/CEILING FAN.
- UNDER CABINET LIGHTING.
- SUPPLY AIR DIFFUSER.
- RETURN AIR DIFFUSER.
- EXHAUST FAN.

KEY NOTES :

- 01 STEEL COLUMN. REFER TO STRUCTURAL.
- 02 AVAILABLE FROM ROOF DRAIN. COORDINATE PIPERS WITH PLUMBING & ELECTRICAL LINES.
- 03 CONCRETE FILLED BOLLARDS.
- 04 ELECTRICAL PANEL & COMMUNICATION PANEL. COORDINATE WITH ELECTRICAL DRAWINGS.
- 05 INLET. SEE CIVIL DRAWINGS.
- 06 30x36 CEILING ACCESS PANEL. LOCKABLE FOR INDIVIDUAL TENANT (1-HR RATED). COLOR TO MATCH STUCCO CEILING.
- 07 FLOOR DRAIN (INLAWE).
- 08 2-HOUR SOFFIT ENCLOSURE (ABOVE).
- 09 CONTROL JOINT.
- 10 FLOOD WALL 18"Wx8"Hx3"D.
- 11 FLOOD WALL 18"Wx8"Hx3"D.
- 12 PREFIR ALUM GUARDRAIL.
- 13 FRAMED GLASS GUARDRAIL SYSTEM

smp.
SMP Architects P.A.
40 S. PALAFOX STREET - SUITE 202
PENSACOLA FLORIDA 32502 - P 850 432 1772
www.smp-arch.com - AA26001826

Listen. Interpret. Translate.

CERTIFICATION
STATE OF FLORIDA
REGISTERED ARCHITECT
10/20/20

ADMIRALS ROW NORTH

739 - 799 South Palafox Street
Pensacola, Florida

ALL DRAWINGS AND WRITTEN MATERIAL HEREIN CONSTITUTE ORIGINAL AND UN-PUBLISHED WORK OF THE ARCHITECT AND MAY NOT BE DUPLICATED IN ANY PART WITHOUT THE WRITTEN CONSENT OF THE ARCHITECT

REVISIONS :

CONFORMED SET 6/21/21
CONFORMED SET 10/28/22
CONFORMED SET 5/18/23

DRAWN BY : RAP
CHECKED BY : PGP
PROJECT NO. 1814
DATE : 12/19/19
SHEET TITLE :
ENLARGED PLAN 3RD FLOOR (ADJACENT UNIT)
SHEET NO. :
AA-402.3

©2021 SMP ARCHITECTURE

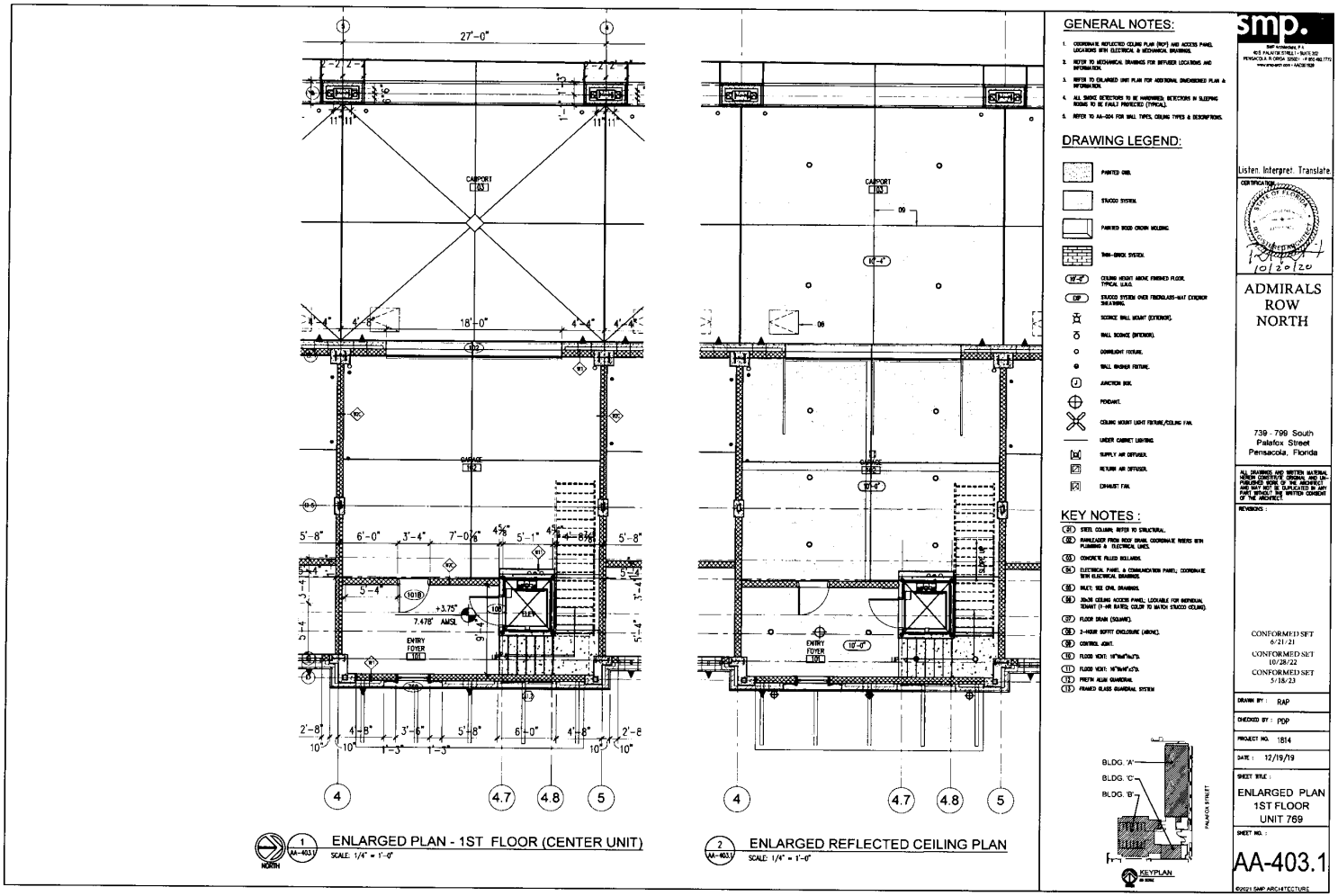
27'-0"
CARPORT 03
18'-0"
GARAGE 102
ENTRY FOYER 101
ELEV.
+3.75"
7.475' AMSL
4
4.7
4.8
5
ENLARGED PLAN - 1ST FLOOR (CENTER UNIT)
SCALE: 1/4" = 1'-0"
ENLARGED REFLECTED CEILING PLAN
SCALE: 1/4" = 1'-0"
GENERAL NOTES:
1. COORDINATE REFLECTED CEILING PLAN (RCP) AND ACCESS PANEL LOCATIONS WITH ELECTRICAL & MECHANICAL DRAWINGS.
2. REFER TO MECHANICAL DRAWINGS FOR DIFFUSER LOCATIONS AND INFORMATION.
3. REFER TO ENLARGED UNIT PLAN FOR ADDITIONAL DIMENSIONED PLAN & INFORMATION.
4. ALL SMOKE DETECTORS TO BE HARDWIRED, DETECTORS IN SLEEPING ROOMS TO BE FAULT PROTECTED (TYPICAL).
5. REFER TO AA-004 FOR WALL TYPES, CEILING TYPES & DESCRIPTIONS.
DRAWING LEGEND:
PAINTED CMU.
STUCCO SYSTEM.
PAINTED WOOD CROWN MOLDING.
THIN-BRICK SYSTEM.
CEILING HEIGHT ABOVE FINISHED FLOOR. TYPICAL U.N.O.
STUCCO SYSTEM OVER FIBERGLASS-MAT EXTERIOR SHEATHING.
SCONCE WALL MOUNT (EXTERIOR).
WALL SCONCE (INTERIOR).
DOWNLIGHT FIXTURE.
WALL WASHER FIXTURE.
JUNCTION BOX.
PENDANT.
CEILING MOUNT LIGHT FIXTURE/CEILING FAN.
UNDER CABINET LIGHTING.
SUPPLY AIR DIFFUSER.
RETURN AIR DIFFUSER.
EXHAUST FAN.
KEY NOTES :
01 STEEL COLUMN. REFER TO STRUCTURAL.
02 RAINLEADER FROM ROOF DRAIN. COORDINATE WITH PLUMBING & ELECTRICAL LINES.
03 CONCRETE FILLED BOLLARDS.
04 ELECTRICAL PANEL & COMMUNICATION PANEL. COORDINATE WITH ELECTRICAL DRAWINGS.
05 INLET. SEE CIVIL DRAWINGS.
06 30x36 CEILING ACCESS PANEL. LOCKABLE FOR INDIVIDUAL TENANT (1-HR RATED). COLOR TO MATCH STUCCO CEILING.
07 FLOOR DRAIN (SQUARE).
08 2-HOUR SOFFIT ENCLOSURE (ABOVE).
09 CONTROL JOINT.
10 FLOOD VENT: 16"Wx8"Hx3"D.
11 FLOOD VENT: 16"Wx8"Hx5"D.
12 PREFIN ALUM GUARDRAIL.
13 FRAMED GLASS GUARDRAIL SYSTEM
BLDG. 'A'
BLDG. 'C'
BLDG. 'B'
PALAFOX STREET
KEYPLAN
smp.
Listen Interpret Translate
ADMIRALS ROW NORTH
739 - 799 South Palafox Street
Pensacola, Florida
CONFORMED SET 6/21/21
CONFORMED SET 10/28/22
CONFORMED SET 5/18/23
DRAWN BY : RAP
CHECKED BY : PDP
PROJECT NO. 1814
DATE : 12/19/19
SHEET TITLE :
ENLARGED PLAN 1ST FLOOR UNIT 769
SHEET NO. :
AA-403.1
©2021 SMP ARCHITECTURE

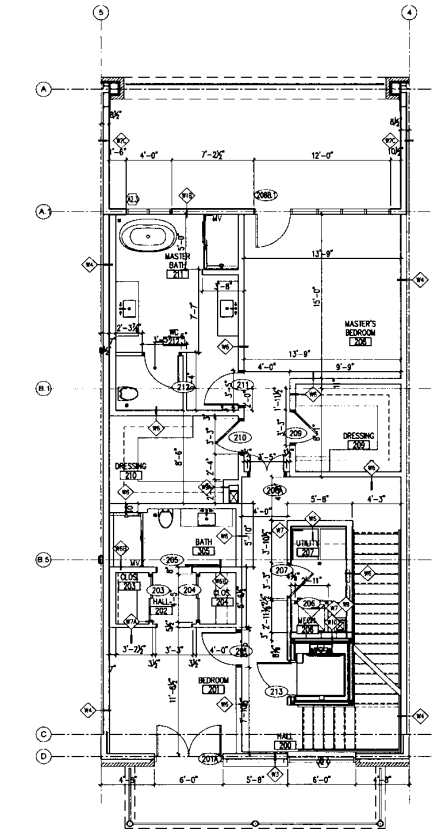

1 AA-403.2 ENLARGED PLAN - 2ND FLOOR (CENTER UNIT)
SCALE: 1/4" = 1'-0"

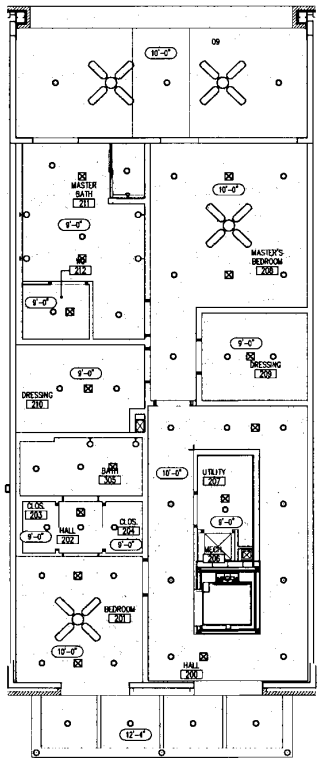

2 AA-403.2 ENLARGED REFLECTED CEILING PLAN
SCALE: 1/4" = 1'-0"

GENERAL NOTES:

1. COORDINATE REFLECTED CEILING PLAN (RCP) AND ACCESS PANEL LOCATIONS WITH ELECTRICAL & MECHANICAL DRAWINGS.
2. REFER TO MECHANICAL DRAWINGS FOR DIFFUSER LOCATIONS AND INFORMATION.
3. REFER TO ENLARGED UNIT PLAN FOR ADDITIONAL DIMENSIONED PLAN & INFORMATION.
4. ALL SMOKE DETECTORS TO BE HARDWIRED; DETECTORS IN SLEEPING ROOMS TO BE FAULT PROTECTED (TYPICAL).
5. REFER TO AA-004 FOR WALL TYPES, CEILING TYPES & DESCRIPTIONS.

DRAWING LEGEND:

- PAINTED CMU.
- STUCCO SYSTEM.
- PAINTED WOOD CROWN MOLDING.
- THIN-BRICK SYSTEM.
- 10'-0" CEILING HEIGHT ABOVE FINISHED FLOOR TYPICAL U.N.O.
- DP STUCCO SYSTEM OVER FIBERGLASS-MAT EXTERIOR SHEATHING.
- SCONCE WALL MOUNT (EXTERIOR).
- WALL SCONCE (INTERIOR).
- DOWNLIGHT FIXTURE.
- WALL WASHER FIXTURE.
- J JUNCTION BOX.
- PENDANT.
- CEILING MOUNT LIGHT FIXTURE/CEILING FAN.
- UNDER CABINET LIGHTING.
- SUPPLY AIR DIFFUSER.
- RETURN AIR DIFFUSER.
- EXHAUST FAN.

KEY NOTES :

- (01) STEEL COLUMN; REFER TO STRUCTURAL.
- (02) RAINLEADER FROM ROOF DRAIN; COORDINATE WIDERS WITH PLUMBING & ELECTRICAL LINES.
- (03) CONCRETE FILLED BOLLARDS.
- (04) ELECTRICAL PANEL & COMMUNICATION PANEL; COORDINATE WITH ELECTRICAL DRAWINGS.
- (05) BLEX; SEE CIVIL DRAWINGS.
- (06) 30x36 CEILING ACCESS PANEL; LOCKABLE FOR INDIVIDUAL TENANT (1-HR RATED; COLOR TO MATCH STUCCO CEILING).
- (07) FLOOR DRAIN (SQUARE).
- (08) 2-HOUR SOFFIT ENCLOSURE (ABOVE).
- (09) CONTROL JOINT.
- (10) FLOOD VENT: 16"Wx8"Hx3"D.
- (11) FLOOD VENT: 16"Wx16"Hx3"D.
- (12) PREFIN ALUM GUARDRAIL.
- (13) FRAMED GLASS GUARDRAIL SYSTEM

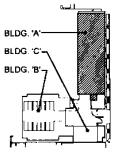

KEYPLAN
NO SCALE

smp.
SMP Architecture P.A.
413 E. Fig. NFCR 31166 I - (S/F) 200
PENSACOLA, FLORIDA 32502 - P 850.432.7772
www.smp-arch.com - AAC001428

Listen. Interpret. Translate.

CERTIFICATION
STATE OF FLORIDA
10/20/20

ADMIRALS ROW NORTH

739 - 799 South Palafox Street
Pensacola, Florida

ALL DRAWINGS AND WRITTEN MATERIAL HEREIN CONSTITUTE ORIGINAL AND UN-PUBLISHED WORK OF THE ARCHITECT AND MAY NOT BE DUPLICATED IN ANY PART WITHOUT THE WRITTEN CONSENT OF THE ARCHITECT.

REVISIONS :

CONFORMED SET 6/21/21
CONFORMED SET 10/28/22
CONFORMED SET 5/18/23

DRAWN BY : RAP
CHECKED BY : POP
PROJECT NO. 1814
DATE : 12/19/19
SHEET TITLE :
ENLARGED PLAN 2ND FLOOR UNIT 769
SHEET NO. :
AA-403.2

©2021 SMP ARCHITECTURE

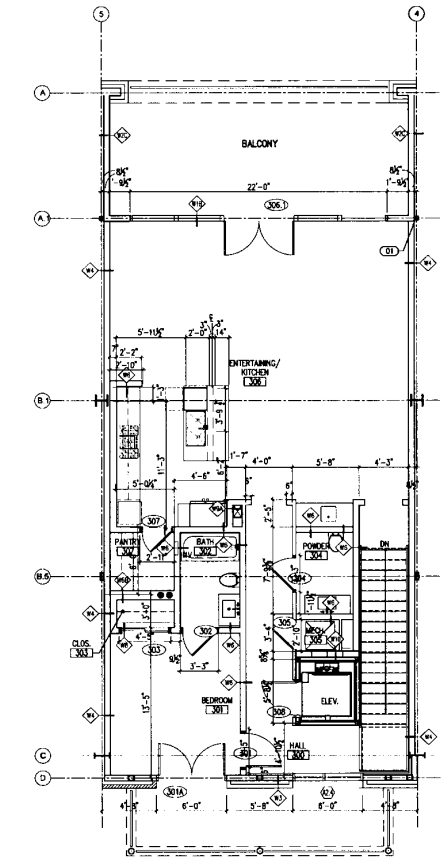

1 AA-403.3 ENLARGED PLAN - 3RD FLOOR (CENTER UNIT)
SCALE: 1/4" = 1'-0"

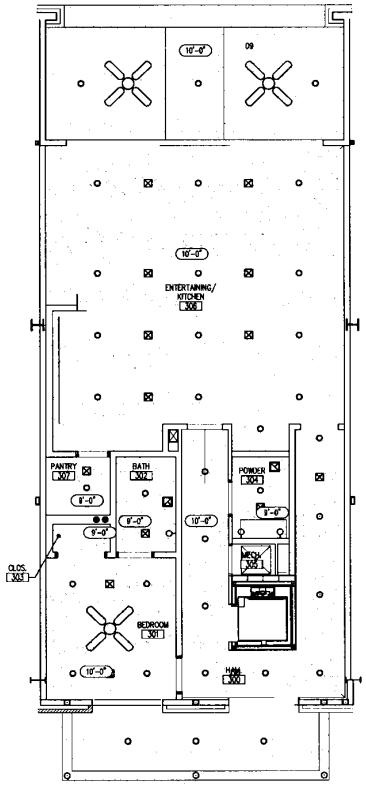

2 AA-403.3 ENLARGED REFLECTED CEILING PLAN
SCALE: 1/4" = 1'-0"

NORTH

GENERAL NOTES:

1. COORDINATE REFLECTED CEILING PLAN (RCP) AND ACCESS PANEL LOCATIONS WITH ELECTRICAL & MECHANICAL DRAWINGS.
2. REFER TO MECHANICAL DRAWINGS FOR DIFFUSER LOCATIONS AND INFORMATION.
3. REFER TO ENLARGED UNIT PLAN FOR ADDITIONAL DIMENSIONED PLAN & INFORMATION.
4. ALL SMOKE DETECTORS TO BE HARDWIRED, DETECTORS IN SLEEPING ROOMS TO BE FAULT PROTECTED (TYPICAL).
5. REFER TO AA-004 FOR WALL TYPES, CEILING TYPES & DESCRIPTIONS.

DRAWING LEGEND:

- PAINTED GWB.
- STUCCO SYSTEM.
- PAINTED WOOD CROWN MOLDING.
- THIN-BRICK SYSTEM.
- 10'-0" CEILING HEIGHT ABOVE FINISHED FLOOR. TYPICAL (U.O.N.).
- DP STUCCO SYSTEM OVER FIBERGLASS-MAT EXTERIOR SHEATHING.
- SCONCE WALL MOUNT (EXTERIOR).
- WALL SCONCE (INTERIOR).
- DOWNLIGHT FIXTURE.
- WALL WASHER FIXTURE.
- J JUNCTION BOX.
- PENDANT.
- CEILING MOUNT LIGHT FIXTURE/CEILING FAN.
- UNDER CABINET LIGHTING.
- SUPPLY AIR DIFFUSER.
- RETURN AIR DIFFUSER.
- EXHAUST FAN.

KEY NOTES :

- 01 STEEL COLUMN; REFER TO STRUCTURAL.
- 02 RAINLEADER FROM ROOF DRAIN. COORDINATE RISERS WITH PLUMBING & ELECTRICAL LINES.
- 03 CONCRETE FILLED BOLLARDS.
- 04 ELECTRICAL PANEL & COMMUNICATION PANEL; COORDINATE WITH ELECTRICAL DRAWINGS.
- 05 INLET; SEE CIVIL DRAWINGS.
- 06 30x36 CEILING ACCESS PANEL; LOCKABLE FOR INDIVIDUAL REMOVAL (1-HR RATED. COLOR TO MATCH STUCCO CEILING).
- 07 FLOOR DRAIN (SQUARE).
- 08 2-HOUR SOFFIT ENCLOSURE (ABOVE).
- 09 CONTINUOUS JOINT.
- 10 FLOOD VENT: 16"Wx8"Hx72"L.
- 11 FLOOD VENT: 16"Wx8"Hx32"L.
- 12 PRETTY ALUM GUARDRAIL.
- 13 FRAMELESS GLASS GUARDRAIL SYSTEM.

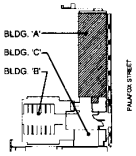

KEYPLAN
NO SCALE

smp.
SMP Architects P.A.
41 S. PALAFOX STREET • SUITE 202
PENSACOLA, FLORIDA 32502 • P 850.432.7772
www.smp-arch.com • AAC026128

Listen. Interpret. Translate.

CERTIFICATION
STATE OF FLORIDA
10/20/20

ADMIRALS ROW NORTH

739 - 799 South Palafox Street
Pensacola, Florida

ALL DRAWINGS AND WRITTEN MATERIAL HEREIN CONSTITUTE ORIGINAL AND UN-PUBLISHED WORK OF THE ARCHITECT AND MAY NOT BE DUPLICATED IN ANY PART WITHOUT THE WRITTEN CONSENT OF THE ARCHITECT.

REVISIONS :
CONFORMED SET 6/21/21
CONFORMED SET 10/28/22
CONFORMED SET 5/18/23

DRAWN BY : RAP
CHECKED BY : PDP
PROJECT NO. 1814
DATE : 12/19/19
SHEET TITLE :
ENLARGED PLAN 3RD FLOOR UNIT 769
SHEET NO. :
AA-403.3

©2021 SMP ARCHITECTURE

BK: 8980 PG: 196

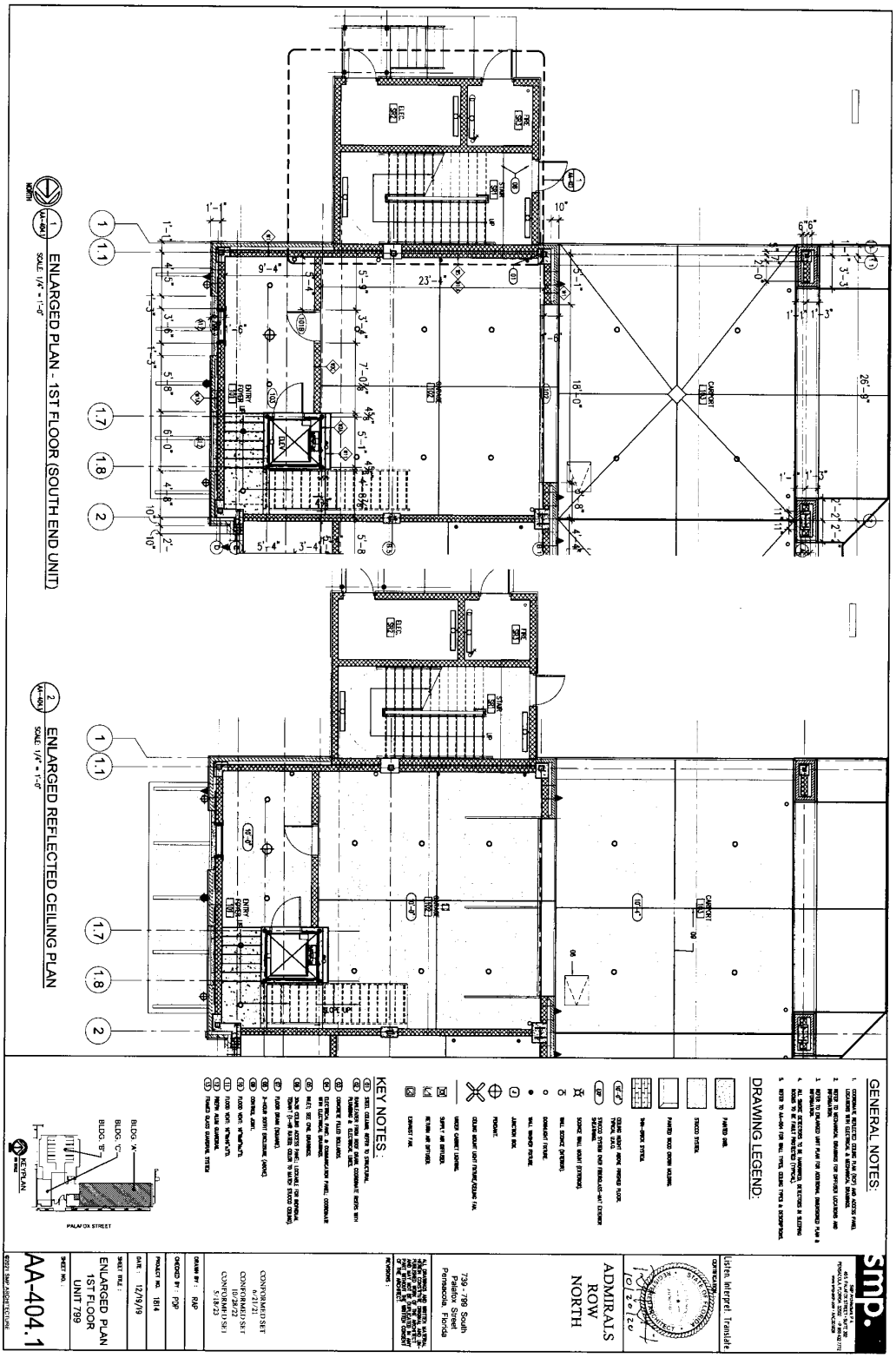

BK: 8980 PG: 197

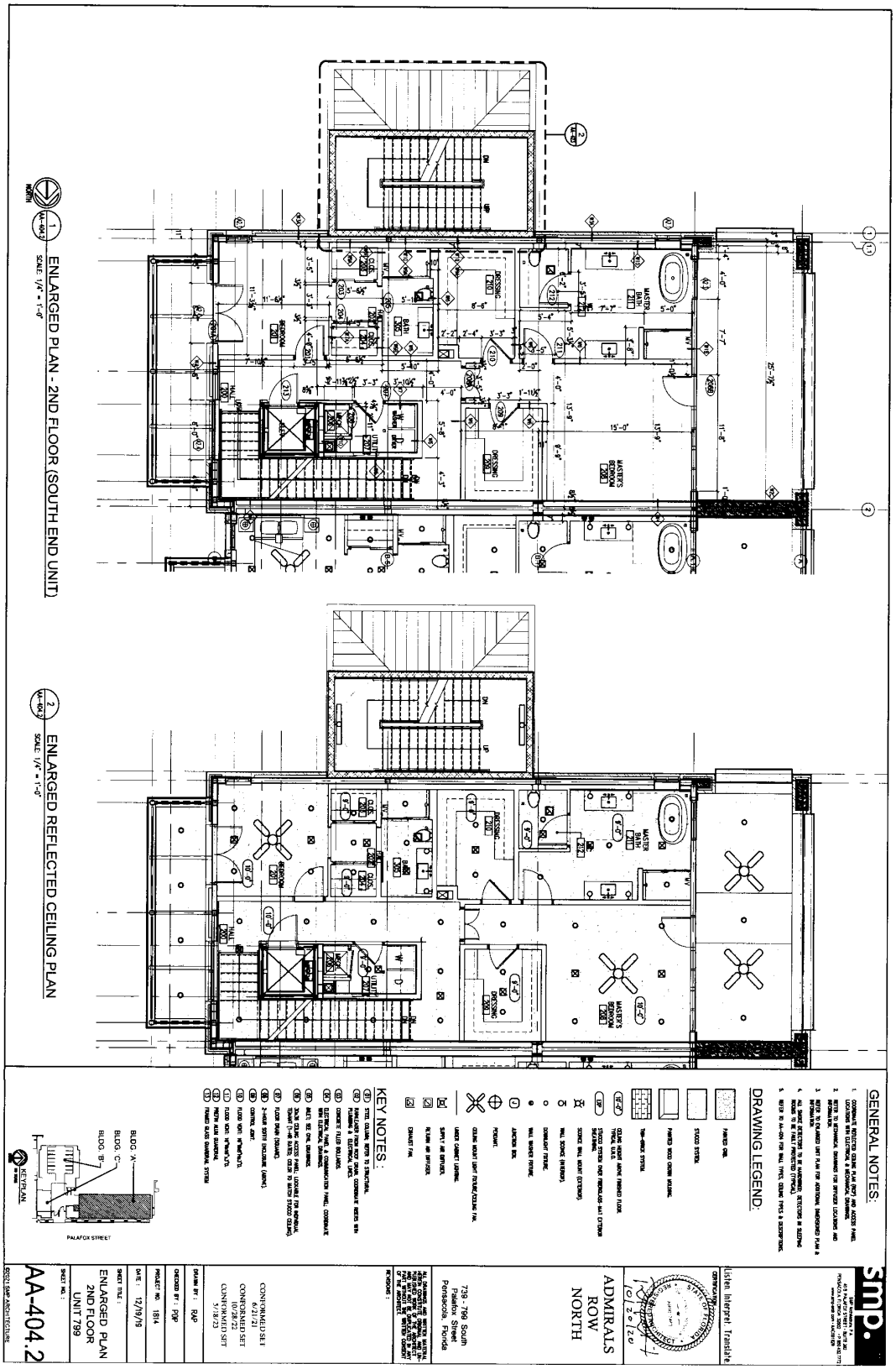

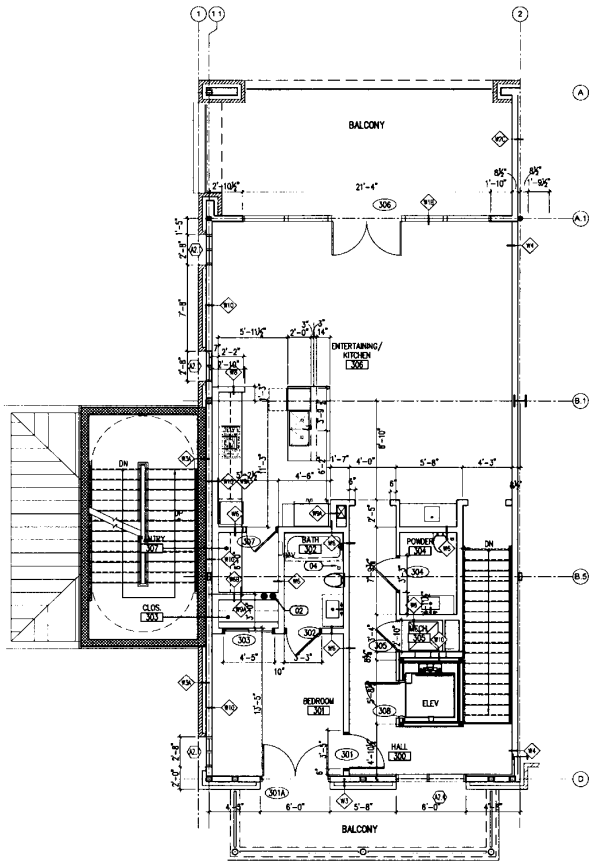

1 AA-404.3 ENLARGED PLAN - 3RD FLOOR (END UNIT)
SCALE: 1/4" = 1'-0"

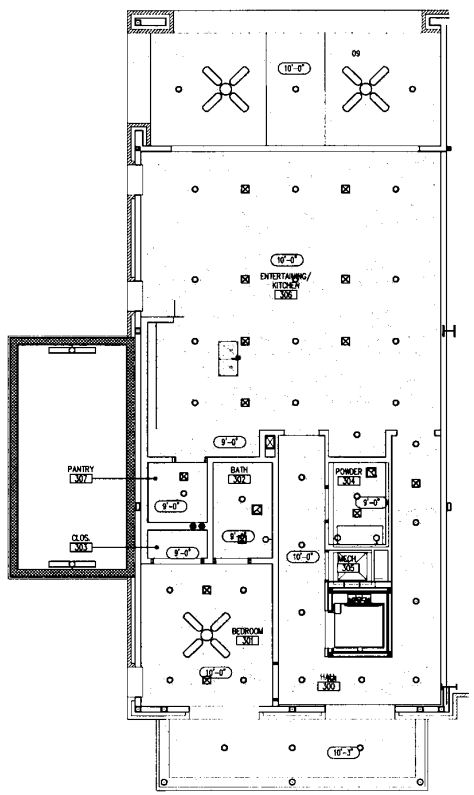

2 AA-404.3 ENLARGED REFLECTED CEILING PLAN
SCALE: 1/4" = 1'-0"

GENERAL NOTES:

1. COORDINATE REFLECTED CEILING PLAN (RCP) AND ACCESS PANEL LOCATIONS WITH ELECTRICAL & MECHANICAL DRAWINGS.
2. REFER TO MECHANICAL DRAWINGS FOR DIFFUSER LOCATIONS AND INFORMATION.
3. REFER TO ENLARGED UNIT PLAN FOR ADDITIONAL DIMENSIONED PLAN & INFORMATION.
4. ALL SMOKE DETECTORS TO BE HARDWIRED; DETECTORS IN SLEEPING ROOMS TO BE FAULT PROTECTED (TYPICAL).
5. REFER TO AA-004 FOR WALL TYPES, CEILING TYPES & DESCRIPTIONS.

DRAWING LEGEND:

- PAINTED CMU.
- STUCCO SYSTEM.
- PAINTED WOOD CROWN MOLDING.
- THIN-BRICK SYSTEM.
- 10'-0" CEILING HEIGHT ABOVE FINISHED FLOOR. TYPICAL U.N.O.
- EIF STUCCO SYSTEM OVER FIBERGLASS-MAT EXTERIOR SHEATHING.
- SCONCE WALL MOUNT (EXTERIOR).
- WALL SCONCE (INTERIOR).
- DOWNLIGHT FIXTURE.
- WALL WASHER FIXTURE.
- J JUNCTION BOX.
- PENDANT.
- CEILING MOUNT LIGHT FIXTURE/CEILING FAN.
- UNDER CABINET LIGHTING.
- SUPPLY AIR DIFFUSER.
- RETURN AIR DIFFUSER.
- EXHAUST FAN.

KEY NOTES :

- 01 STEEL COLUMN; REFER TO STRUCTURAL.
- 02 HANGAR FROM ROOF BEAM; COORDINATE WIDERS WITH PLUMBING & ELECTRICAL LINES.
- 03 CONCRETE FILLED BOLLARDS.
- 04 ELECTRICAL PANEL & COMMUNICATION PANEL; COORDINATE WITH ELECTRICAL DRAWINGS.
- 05 PALET; SEE CIVIL DRAWINGS.
- 06 30x30 CEILING ACCESS PANEL; LOCKABLE FOR INDIVIDUAL TENANT (1-HR RATED; COLOR TO MATCH STUCCO CEILING).
- 07 FLOOR DRAIN (SQUARE).
- 08 2-HOUR SOFFIT ENCLOSURE (ABOVE).
- 09 CONTROL JOINT.
- 10 FLOOD VENT: 16"Wx8"Hx3"D.
- 11 FLOOD VENT: 16"Wx16"Hx3"D.
- 12 PREFIN ALUM GUARDRAIL.
- 13 FRAMED GLASS GUARDRAIL SYSTEM

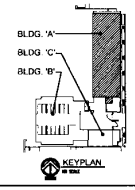

KEYPLAN
NO SCALE

smp.
SMP Architects P.A.
AA 26 PH MPOP 27997 · IDP P 303
PENSACOLA, FLORIDA 32502 · P 850.432.7772
www.smp-arch.com · AAC026769

Listen. Interpret. Translate.

CERTIFICATION
STATE OF FLORIDA
10/20/20

ADMIRALS ROW NORTH

739 - 799 South Palafox Street
Pensacola, Florida

ALL DRAWINGS AND WRITTEN MATERIAL APPEARING HEREIN CONSTITUTE ORIGINAL AND UNPUBLISHED WORK OF THE ARCHITECT AND MAY NOT BE DUPLICATED, IN ANY PART, WITHOUT THE WRITTEN CONSENT OF THE ARCHITECT.

REVISIONS :

CONFORMED SET 6/21/21
CONFORMED SET 10/28/22
CONFORMED SET 5/18/23

DRAWN BY : RAP
CHECKED BY : PDP
PROJECT NO. 1814
DATE : 12/19/19
SHEET TITLE : ENLARGED PLAN 3RD FLOOR UNIT 799
SHEET NO. : AA-404.3

©2021 SMP ARCHITECTURE

BK: 8980 PG: 199 Last Page

IN WITNESS WHEREOF, the Developer has executed this First Amendment to the Declaration this 18th day of May, 2023.

WITNESSES:

Print Name: Carol Miller

Print Name: Cheryl D. McCoy

ADMIRALS ROW, LLC,
a Florida limited liability company

By: Thomas M. Bizzell
Its: Manager

STATE OF FLORIDA
COUNTY OF ESCAMBIA

The foregoing instrument was acknowledged before me, by means of [✓] physical presence or [ ] online notarization, this 18th day of May, 2023, by Thomas M. Bizzell, as Manager of Admirals Row, LLC, a Florida limited liability company, who [✓] is personally known to me or [ ] produced _____ as identification.

KENNEDY TURAN
Notary Public-State of Florida
Commission # HH 242688
My Commission Expires
March 20, 2026

NOTARY PUBLIC
Print Name: Kennedy Turan